

Numbers achieving 3 A grades in specific A-Level combinations by school type and LEA

Statistics Report Series No. 9

Joanne L. Emery

February 2009

Research Division – Statistics Group
Assessment, Research and Development
Cambridge Assessment
1 Regent Street, Cambridge, CB2 1GG

List of Tables

Part 1: Results by school type – England 2006 examination data

Table 1	All A-Level candidates ~ by school type	-	-	-	p6
Table 2	Candidates achieving three or more A grades at A-Level (excluding General Studies and Critical Thinking) ~ by school type	-	-	-	p6
Table 3	Candidates achieving three or more A grades at A-Level (excluding General Studies and Critical Thinking), at least two of which are not on the University of Cambridge ‘less effective preparation’ list ~ by school type	-	-	-	p6
Table 4*	Candidates with Chemistry and two other maths or science subjects ~ by school type	-	-	-	p7
Table 5*	Candidates with Further Maths and another maths subject ~ by school type	-	-	-	p7
Table 6*	Candidates with Physics and a maths subject ~ by school type				p7
Table 7*	Candidates with Maths, Further Maths and Physics ~ by school type	-	-	-	p7
Table 8*	Candidates with Economics / Business Studies and a maths subject ~ by school type	-	-	-	p8
Table 9*	Candidates with English Literature ~ by school type				p8
Table 10*	Candidates with a language subject ~ by school type				p8
Table 11*	Candidates with History ~ by school type	-	-	-	p8
Table 12*	Candidates with Geography ~ by school type				p8
Table 13*	Candidates with Psychology ~ by school type				p9
Table 14*	Candidates with Psychology and a science subject ~ by school type	-	-	-	p9
Table 15*	Candidates with Psychology and a maths or science subject ~ by school type	-	-	-	p9

* These tables refer to candidates who fulfil the criteria of Table 3 and whose A-Level A grades include these specific subjects / subject combinations

**Part 2: Results by Local Education Authority (LEA) and school type – England
2006 examination data**

Table 16	Number of schools of each type in each LEA (with any A level results) - - - - -	p11
Table 17	All A-Level candidates ~ by LEA and school type - -	p15
Table 18	All A-Level candidates ~ percentages at each school type by LEA - - - - -	p19
Table 19	Candidates achieving three or more A grades at A-Level (excluding General Studies and Critical Thinking) ~ by LEA and school type - - - - -	p23
Table 20	Candidates achieving three or more A grades at A-Level (excluding General Studies and Critical Thinking), at least two of which are not on the University of Cambridge ‘less effective preparation’ list ~ by LEA and school type - - -	p27
Table 21	Percentages of all A-Level candidates achieving three or more A grades at A-Level (excluding General Studies and Critical Thinking), at least two of which are not on the University of Cambridge ‘less effective preparation’ list ~ by LEA and school type - - - - -	p31
Table 22**	Candidates with Chemistry and two other maths or science subjects ~ by LEA and school type - - - -	p35
Table 23**	Candidates with Further Maths and another maths subject ~ by LEA and school type - - - - -	p39
Table 24**	Candidates with Physics and a maths subject ~ by LEA and school type - - - - -	p43
Table 25**	Candidates with Maths, Further Maths and Physics ~ by LEA and school type - - - - -	p47
Table 26**	Candidates with Economics / Business Studies and a maths subject ~ by LEA and school type - - - -	p51
Table 27**	Candidates with English Literature ~ by LEA and school type	p55
Table 28**	Candidates with a language subject ~ by LEA and school type	p59
Table 29**	Candidates with History ~ by LEA and school type - -	p63
Table 30**	Candidates with Geography ~ by LEA and school type -	p67
Table 31**	Candidates with Psychology ~ by LEA and school type -	p71

Table 32** Candidates with Psychology and a science subject ~ by LEA and school type - - - - - - p75

Table 33** Candidates with Psychology and a maths or science subject ~ by LEA and school type - - - - - p79

** These tables refer to candidates who fulfil the criteria of Table 20 and whose A-Level A grades include these specific subjects / subject combinations

Aims

This report considers the numbers of A-Level candidates in England (2006 examination session) and the numbers achieving three or more A grades (excluding General Studies and Critical Thinking). Data on some exemplar combinations of A-Levels are presented. This gives an indication of how the pool of elite applicants differs for various HE courses. The numbers of candidates achieving three or more A grades (excluding General Studies and Critical Thinking), at least two of which are not on the University of Cambridge list of ‘less effective preparation’ subjects (see below), are also given. This latter group of candidates constitutes the pool achieving suitable qualifications for applying to the types of academic courses offered by the University of Cambridge. For many courses at elite universities the pool of suitable candidates is further constrained by the requirement of specific subjects and subject combinations. Therefore, within this pool, numbers whose A-Level A grades include some specific subjects and subject combinations are given.

Part 1 of the report presents these numbers categorised by the school type of the candidates. Part 2 of the report presents these numbers categorised by the Local Education Authority (LEA) and school type of the candidates.

Definition of ‘Less Effective Preparation’ A-levels

The list below details the A-Level subjects that, taken together, are considered to provide ‘a less effective preparation’ for the academic type of courses offered by the University of Cambridge (<http://www.cam.ac.uk/admissions/undergraduate/requirements/>). To be a realistic applicant, a student will normally need to offer two traditional academic subjects not on this list. However, these subjects may have obvious relevance to non-academic courses offered by other HE institutions. Note that it is always advisable to check universities’ current websites (and those of specific Colleges) for the precise entry requirements of an academic course.

- Accounting
- Art and Design
- Business Studies
- Communication Studies
- Dance
- Design and Technology
- Drama/Theatre Studies
- Film Studies
- Health and Social Care
- Home Economics
- Information and Communication Technology
- Leisure Studies
- Media Studies
- Music Technology
- Performance Studies
- Performing Arts
- Photography
- Physical Education
- Sports Studies
- Travel and Tourism

Data and Methods

Data were extracted from the 16+/18+ National Pupil Databases for 2006, for candidates in England who had their 18th birthday in the school year 2005/2006. These databases are compiled for the DFES (now DCSF) from data supplied by all the awarding bodies in England. They contain candidate details and national examination

records for all candidates in England who have their 16th, 17th and 18th birthdays in a particular school year. Records are present only if the candidate has sat an examination in a particular subject, not just attended classes. School type information was obtained from the awarding bodies' NCN (National Centre Number) database of educational establishments. LEA was identified from the National Statistics Postcode Directory.

Data merging and analyses were carried out in SAS Version 9.1. The dataset was restricted to A-Level A grade results and General Studies and Critical Thinking records were then deleted from it. Frequencies were calculated by school type and LEA. Results in any 'less effective preparation' subjects were labelled in the dataset and the number of A grades minus these subjects was calculated for each candidate. The dataset was then restricted to candidates with 3 or more A grades, at least two of which were not on the 'less effective preparation' list. Frequencies were calculated by school type and LEA. Specific subjects were then labelled in this dataset and the frequencies of various subjects and subject combinations were calculated by school type and LEA.

Results

N.B. All results in this report are restricted to A-Level candidates in England who turned 18 in the school year 2005/2006. A very small number of results may be from examinations taken in years prior to 2006 (i.e. if a candidate sat an A-Level examination when they were younger than expected).

Part 1 – Results by school type

Table 1 shows the total number of A-Level candidates in England in 2006 (candidates with at least one A-Level result of any grade in any subject). Numbers and percentages belonging to each school type are presented. **Table 2** shows the number of candidates in England in 2006 who achieved three or more A grades at A-Level (excluding General Studies and Critical Thinking). Numbers and percentages belonging to each school type are presented. **Table 3** shows the number of candidates in England 2006 who achieved three or more A grades at A-Level (excluding General Studies and Critical Thinking), at least two of which were not on the University of Cambridge ‘less effective preparation’ list. Numbers and percentages belonging to each school type are presented.

Table 1: All A-Level candidates ~ by school type

SCHOOL TYPE	COUNT	PERCENT
comprehensive	105437	47.07
fe/tertiary/other	21766	9.72
grammar	19587	8.74
independent	31549	14.09
sixth form college	45642	20.38
total	223981	100

Table 2: Candidates achieving three or more A grades at A-Level (excluding General Studies and Critical Thinking) ~ by school type

SCHOOL TYPE	COUNT	PERCENT
comprehensive	6787	27.61
fe/tertiary/other	970	3.95
grammar	4191	17.05
independent	8858	36.04
sixth form college	3774	15.35
total	24580	100

Table 3: Candidates achieving three or more A grades at A-Level (excluding General Studies and Critical Thinking), at least two of which are not on the ‘less effective preparation’ list ~ by school type

SCHOOL TYPE	COUNT	PERCENT
comprehensive	6428	27.27
fe/tertiary/other	899	3.81
grammar	4064	17.24
independent	8634	36.63
sixth form college	3544	15.04
total	23569	100

N.B. Tables 4 to 15 refer to candidates who fulfil the criteria of Table 3 and whose A-Level A grades include the specific subjects / subject combinations listed. Numbers and percentages belonging to each school type are presented.

Definition of Subjects

The term ‘science subjects’ refers to Biology, Human Biology, Chemistry and Physics. The term ‘maths subjects’ refers to Maths, Maths: Statistics, Maths: Pure and Maths: Further. ‘Economics / Business Studies’ includes both the single subjects and the combined Business Studies and Economics award. A ‘language subject’ refers to any modern or classical language. ‘History’ refers to either History or Ancient History.

Table 4: Candidates with Chemistry and two other maths or science subjects ~ by school type

SCHOOL TYPE	COUNT	PERCENT
comprehensive	1572	27.07
fe/tertiary/other	181	3.12
grammar	1128	19.42
independent	2165	37.28
sixth form college	761	13.10
total	5807	100

Table 5: Candidates with Further Maths and another maths subject ~ by school type

SCHOOL TYPE	COUNT	PERCENT
comprehensive	754	25.68
fe/tertiary/other	121	4.12
grammar	514	17.51
independent	1111	37.84
sixth form college	436	14.85
total	2936	100

Table 6: Candidates with Physics and a maths subject ~ by school type

SCHOOL TYPE	COUNT	PERCENT
comprehensive	1340	28.06
fe/tertiary/other	168	3.52
grammar	886	18.55
independent	1773	37.12
sixth form college	609	12.75
total	4776	100

Table 7: Candidates with Maths, Further Maths and Physics ~ by school type

SCHOOL TYPE	COUNT	PERCENT
comprehensive	494	25.41
fe/tertiary/other	71	3.65
grammar	355	18.26
independent	766	39.40
sixth form college	258	13.27
total	1944	100

Table 8: Candidates with Economics / Business Studies and a maths subject ~ by school type

SCHOOL TYPE	COUNT	PERCENT
comprehensive	392	19.70
fe/tertiary/other	59	2.96
grammar	360	18.09
independent	949	47.69
sixth form college	230	11.56
total	1990	100

Table 9: Candidates with English Literature ~ by school type

SCHOOL TYPE	COUNT	PERCENT
comprehensive	1798	29.55
fe/tertiary/other	167	2.74
grammar	1086	17.85
independent	2303	37.85
sixth form college	730	12.00
total	6084	100

Table 10: Candidates with a language subject ~ by school type

SCHOOL TYPE	COUNT	PERCENT
comprehensive	1034	20.15
fe/tertiary/other	112	2.18
grammar	810	15.78
independent	2716	52.92
sixth form college	460	8.96
total	5132	100

Table 11: Candidates with History ~ by school type

SCHOOL TYPE	COUNT	PERCENT
comprehensive	1782	29.09
fe/tertiary/other	176	2.87
grammar	1060	17.31
independent	2310	37.71
sixth form college	797	13.01
total	6125	100

Table 12: Candidates with Geography ~ by school type

SCHOOL TYPE	COUNT	PERCENT
comprehensive	890	29.10
fe/tertiary/other	93	3.04
grammar	577	18.87
independent	1165	38.10
sixth form college	333	10.89
total	3058	100

Table 13: Candidates with Psychology ~ by school type

SCHOOL TYPE	COUNT	PERCENT
comprehensive	979	35.54
fe/tertiary/other	202	7.33
grammar	444	16.12
independent	382	13.87
sixth form college	748	27.15
total	2755	100

Table 14: Candidates with Psychology and a science subject ~ by school type

SCHOOL TYPE	COUNT	PERCENT
comprehensive	268	33.63
fe/tertiary/other	45	5.65
grammar	151	18.95
independent	108	13.55
sixth form college	225	28.23
total	797	100

Table 15: Candidates with Psychology and a maths or science subject ~ by school type

SCHOOL TYPE	COUNT	PERCENT
comprehensive	369	34.33
fe/tertiary/other	59	5.49
grammar	195	18.14
independent	154	14.33
sixth form college	298	27.72
total	1075	100

Part 2 – Results by LEA and school type

The 149 LEAs in the following tables are presented in order of their numeric codes. The geographical locations of the 150 LEAs in England and the Government Office Regions to which they belong are shown in the Appendix. Note that there are no A-Level records present for the Isles of Scilly (LEA 420, South West), which is omitted from the data tables. Blank spaces in the tables indicate that no records were present in the data.

Table 16 shows the numbers of schools of each type in each LEA in England 2006. Schools are present in this table only if they had any A-Level candidates in the examination session in that year (schools will be absent from this table if they only offered alternative qualifications).

Table 17 shows the numbers of all A-Level candidates at each school type in each LEA (candidates with at least one A-Level result of any grade in any subject). **Table 18** shows this same information in terms of the percentages of candidates belonging to each school type within each LEA.

Table 19 shows the number of candidates who achieved three or more A grades at A-Level (excluding General Studies and Critical Thinking). Numbers belonging to each LEA and school type are presented.

Table 20 shows the number of candidates who achieved three or more A grades at A-Level (excluding General Studies and Critical Thinking), at least two of which were not on the University of Cambridge ‘less effective preparation’ list. Numbers belonging to each LEA and school type are presented. **Table 21** shows the same information but as a percentage of the number of all A-Level candidates in each school type and LEA (i.e. as divided by the numbers in Table 17). Blank spaces in Table 21 indicate that there were no A-Level candidates present in the corresponding cell in Table 17 whereas figures of ‘0.0’ indicate that, although there were A-Level candidates present, none of them achieved the three or more A grades criteria stated above. Percentages in Table 21 should be interpreted with reference to Table 17 as the numbers of A-Level candidates are very small in some cells.

N.B. Tables 22 to 33 refer to candidates who fulfil the criteria of Table 19 and whose A-Level A grades include the specific subjects / subject combinations listed. Numbers belonging to each LEA and school type are presented.

Table 16: Number of schools of each type in each LEA (with any A level results)

LEA	LEA name	comprehensive	fe/tertiary/other	grammar	independent	sixth form college	total
201	City of London				2		2
202	Camden	9	1		4	1	15
203	Greenwich	9	3		2		14
204	Hackney	4	1		3	1	9
205	Hammersmith and Fulham	2	3		5		10
206	Islington	3	1		1	1	6
207	Kensington and Chelsea	2	6		4	3	15
208	Lambeth	4	1		1	1	7
209	Lewisham	6	1		3	1	11
210	Southwark	5	1		5	1	12
211	Tower Hamlets	6	3			1	10
212	Wandsworth	6	4	1	3	1	15
213	Westminster	7	4		7	2	20
301	Barking and Dagenham	8	1				9
302	Barnet	16	8	3	8	1	36
303	Bexley	6		4		1	11
304	Brent	14	3		2		19
305	Bromley	15	3	2	4		24
306	Croydon	6	2		9	3	20
307	Ealing	9	6		6		21
308	Enfield	15	3	1	1		20
309	Haringey	10	8		2		20
310	Harrow		3		5	2	10
311	Havering	5	1		1	1	8
312	Hillingdon	14	2		3		19
313	Hounslow	14	1		1		16
314	Kingston upon Thames	7	1	2	2		12
315	Merton	2	1		2		5
316	Newham	2	1			1	4
317	Redbridge	14	1	1	2		18
318	Richmond upon Thames		2		6		8
319	Sutton	9	1	4	1		15
320	Waltham Forest	3	2	1	1	2	9
330	Birmingham	32	10	8	10	3	63
331	Coventry	19	1		2		22
332	Dudley	4	3			1	8

LEA	LEA name	comprehensive	fe/tertiary/other	grammar	independent	sixth form college	total
333	Sandwell	8	2				10
334	Solihull	4	2		2	1	9
335	Walsall	15	1	2	1		19
336	Wolverhampton	18	2	1	3		24
340	Knowsley	2	1				3
341	Liverpool	26	3	1	3		33
342	St Helens	5	1			1	7
343	Sefton	12	2		3	1	18
344	Wirral	11	1	6	2	1	21
350	Bolton	4			2	1	7
351	Bury	2	2		2	1	7
352	Manchester	4	6		7	5	22
353	Oldham	4			3	1	8
354	Rochdale	4	1				5
355	Salford	1			1	2	4
356	Stockport		1		2	4	7
357	Tameside	2	2			1	5
358	Trafford	1	1	7	1		10
359	Wigan	2	2			2	6
370	Barnsley	1	1				2
371	Doncaster	15	1				16
372	Rotherham	8	2			1	11
373	Sheffield	8	4		2	1	15
380	Bradford	24	3		5	2	34
381	Calderdale	12	1	2	2		17
382	Kirklees	5	2	1	1	2	11
383	Leeds	32	5		5	1	43
384	Wakefield	5	1		4	1	11
390	Gateshead	8	2		2		12
391	Newcastle upon Tyne	9	3		6		18
392	North Tyneside	8	1		1		10
393	South Tyneside	1	1				2
394	Sunderland	3	2		1		6
800	Bath and North East Somerset	10	2		5		17
801	Bristol	5	1		10	1	17
802	North Somerset	6	1		1	1	9
803	South Gloucestershire	14	1		1		16
805	Hartlepool	1	2			1	4

LEA	LEA name	comprehensive	fe/tertiary/other	grammar	independent	sixth form college	total
806	Middlesbrough		2		3	1	6
807	Redcar and Cleveland		1			1	2
808	Stockton-on-Tees	2	1		2	2	7
810	Kingston upon Hull	1	1		1	2	5
811	East Riding of Yorkshire	16	1		2		19
812	North East Lincolnshire	4	1		1	1	7
813	North Lincolnshire	1				2	3
815	North Yorkshire	21	4	3	10	1	39
816	York	4	2		3		9
820	Bedfordshire	17			4	1	22
821	Luton	1	1			1	3
825	Buckinghamshire	19	2	13	6		40
826	Milton Keynes	10	2		1		13
830	Derbyshire	27	3		5		35
831	Derby	5	1		3	1	10
835	Dorset	17	1		6		24
836	Poole	5	2	2	1		10
837	Bournemouth	2	1	2	2		7
840	Durham	16	4		3		23
841	Darlington	1			1	1	3
845	East Sussex	11	2		9	2	24
846	Brighton and Hove	4	4		4	3	15
850	Hampshire	10	7		13	7	37
851	Portsmouth	2	1		3	1	7
852	Southampton	1	1		1	2	5
855	Leics	18	4		6	1	29
856	Leicester	4	4		4	3	15
857	Rutland				2	1	3
860	Staffordshire	41	8		6	1	56
861	Stoke-on-Trent	2	2	1		2	7
865	Wiltshire	17	3	2	7		29
866	Swindon	2	3				5
867	Bracknell Forest	6	1		3		10
868	Windsor and Maidenhead	9	3		7		19
869	West Berkshire	10	2		5		17
870	Reading	4	1	2	5		12
871	Slough	3	1	4			8
872	Wokingham	9			3		12

LEA	LEA name	comprehensive	fe/tertiary/other	grammar	independent	sixth form college	total
873	Cambridgeshire	13	2		9	6	30
874	Peterborough	12	1		1		14
875	Cheshire	30	2		9	1	42
876	Halton	2	1			2	5
877	Warrington	7	2			1	10
878	Devon	20	3	1	12	1	37
879	Plymouth	12	1	3	1		17
880	Torbay	3	1	3	1		8
881	Essex	41	7	4	8	2	62
882	Southend on Sea	6	1	4			11
883	Thurrock	1				1	2
884	Herefordshire	4	2		1	1	8
885	Worcestershire	22	4		11	1	38
886	Kent	52	5	34	21		112
887	Medway	9	3	6	2		20
888	Lancashire	14	7	4	6	1	32
889	Blackburn with Danwen	1	1		3	1	6
890	Blackpool	1	2		1	1	5
891	Notts	42	4		2	2	50
892	Nottingham	4	4		4	1	13
893	Shropshire	8	2		8	2	20
894	Telford and Wrekin	1	1	2	2	1	7
908	Cornwall	15	7		2		24
909	Cumbria	24	2	1	7	2	36
916	Gloucestershire	19	6	7	9		41
919	Hertfordshire	75	9		22		106
921	Isle of Wight	5			1		6
925	Lincolnshire	15	4	13	3	2	37
926	Norfolk	20	6		6	4	36
928	Northamptonshire	32	4		8		44
929	Northumberland	15	1		2		18
931	Oxfordshire	24	13		20	1	58
933	Somerset	8	4		10	1	23
935	Suffolk	31	1		9		41
936	Surrey	31	6	1	33	7	78
937	Warwickshire	12	5	5	5	1	28
938	West Sussex	21	4		11	2	38
	total	1561	364	164	568	142	2799

Table 17: All A-Level candidates ~ by LEA and school type

LEA	LEA name	comprehensive	fe/tertiary/other	grammar	independent	sixth form college	total
201	City of London				199		199
202	Camden	823	87		208	26	1144
203	Greenwich	421	53		91		565
204	Hackney	87	65		32	42	226
205	Hammersmith and Fulham	232	172		384		788
206	Islington	56	1		2	442	501
207	Kensington and Chelsea	171	157		111	275	714
208	Lambeth	134	22		38	24	218
209	Lewisham	189	3		231	87	510
210	Southwark	78	32		481	1	592
211	Tower Hamlets	287	152			441	880
212	Wandsworth	480	6	2	207	315	1010
213	Westminster	430	192		315	52	989
301	Barking and Dagenham	418	19				437
302	Barnet	1125	199	355	296	435	2410
303	Bexley	283		569		98	950
304	Brent	881	36		26		943
305	Bromley	1453	210	286	197		2146
306	Croydon	341	140		562	465	1508
307	Ealing	659	120		180		959
308	Enfield	985	54	240	16		1295
309	Haringey	440	30		170		640
310	Harrow		509		381	368	1258
311	Havering	514	53		2	698	1267
312	Hillingdon	1038	77		130		1245
313	Hounslow	1001	16		18		1035
314	Kingston upon Thames	461	148	288	159		1056
315	Merton	206	34		137		377
316	Newham	249	23			322	594
317	Redbridge	1469	14	119	107		1709
318	Richmond upon Thames		933		486		1419
319	Sutton	598	1	513	57		1169
320	Waltham Forest	283	8	116	122	709	1238
330	Birmingham	1481	329	922	329	699	3760
331	Coventry	939	23		212		1174
332	Dudley	194	602			636	1432

LEA	LEA name	comprehensive	fe/tertiary/other	grammar	independent	sixth form college	total
333	Sandwell	281	13				294
334	Solihull	256	70		158	723	1207
335	Walsall	654	60	190	49		953
336	Wolverhampton	726	66	93	152		1037
340	Knowsley	90	106				196
341	Liverpool	1266	108	135	118		1627
342	St Helens	344	7			516	867
343	Sefton	743	95		203	555	1596
344	Wirral	485	3	762	133	275	1658
350	Bolton	520			213	196	929
351	Bury	24	424		126	655	1229
352	Manchester	323	14		600	843	1780
353	Oldham	359			85	667	1111
354	Rochdale	250	67				317
355	Salford	1			10	515	526
356	Stockport		17		280	1341	1638
357	Tameside	151	98			445	694
358	Trafford	74	71	772	25		942
359	Wigan	222	115			1012	1349
370	Barnsley	104	277				381
371	Doncaster	834	27				861
372	Rotherham	576	28			470	1074
373	Sheffield	976	372		162	192	1702
380	Bradford	1214	105		325	82	1726
381	Calderdale	558	8	251	51		868
382	Kirklees	358	54	188	27	1261	1888
383	Leeds	1841	111		295	429	2676
384	Wakefield	436	65		226	562	1289
390	Gateshead	531	28		113		672
391	Newcastle upon Tyne	632	145		428		1205
392	North Tyneside	505	163		67		735
393	South Tyneside	172	253				425
394	Sunderland	385	329		36		750
800	Bath and North East Somerset	648	93		392		1133
801	Bristol	369	192		646	433	1640
802	North Somerset	635	3		32	81	751
803	South Gloucestershire	747	103		85		935
805	Hartlepool	93	30			211	334

LEA	LEA name	comprehensive	fe/tertiary/other	grammar	independent	sixth form college	total
806	Middlesbrough		119		144	178	441
807	Redcar and Cleveland		28			570	598
808	Stockton-on-Tees	227	12		121	426	786
810	Kingston upon Hull	87	61		89	500	737
811	East Riding of Yorkshire	1249	3		146		1398
812	North East Lincolnshire	144	23		6	428	601
813	North Lincolnshire	44				727	771
815	North Yorkshire	2035	150	267	437	345	3234
816	York	377	411		198		986
820	Bedfordshire	1719			366	28	2113
821	Luton	54	12			579	645
825	Buckinghamshire	684	58	1934	287		2963
826	Milton Keynes	730	33		20		783
830	Derbyshire	2265	164		274		2703
831	Derby	223	96		151	144	614
835	Dorset	1504	91		379		1974
836	Poole	371	55	297	119		842
837	Bournemouth	144	62	267	43		516
840	Durham	1275	140		167		1582
841	Darlington	54			17	596	667
845	East Sussex	630	428		376	644	2078
846	Brighton and Hove	255	15		253	1004	1527
850	Hampshire	662	1575		500	4656	7393
851	Portsmouth	5	1		167	145	318
852	Southampton	33	2		101	460	596
855	Leics	2595	90		331	108	3124
856	Leicester	164	38		126	983	1311
857	Rutland				297	110	407
860	Staffordshire	2494	563		249	153	3459
861	Stoke-on-Trent	95	2	123		522	742
865	Wiltshire	1286	37	237	451		2011
866	Swindon	134	516				650
867	Bracknell Forest	264	45		252		561
868	Windsor and Maidenhead	557	39		448		1044
869	West Berkshire	821	34		309		1164
870	Reading	158	66	236	183		643
871	Slough	50	6	432			488
872	Wokingham	763			144		907

LEA	LEA name	comprehensive	fe/tertiary/other	grammar	independent	sixth form college	total
873	Cambridgeshire	937	64		506	1537	3044
874	Peterborough	608	50		19		677
875	Cheshire	2424	229		477	583	3713
876	Halton	81	3			372	456
877	Warrington	516	9			300	825
878	Devon	1533	922	97	479	2	3033
879	Plymouth	637	51	307	66		1061
880	Torbay	204	15	359	7		585
881	Essex	3052	373	496	367	1375	5663
882	Southend on Sea	247	84	452			783
883	Thurrock	1				467	468
884	Herefordshire	156	27		68	541	792
885	Worcestershire	1703	90		529	501	2823
886	Kent	1881	275	3620	999		6775
887	Medway	272	64	706	94		1136
888	Lancashire	1176	1175	855	246	648	4100
889	Blackburn with Danwen	132	94		153	414	793
890	Blackpool	58	54		88	466	666
891	Notts	2387	84		87	80	2638
892	Nottingham	298	308		233	584	1423
893	Shropshire	491	69		372	665	1597
894	Telford and Wrekin	25	1	159	188	299	672
908	Cornwall	927	874		125		1926
909	Cumbria	1616	20	98	231	346	2311
916	Gloucestershire	1624	530	768	507		3429
919	Hertfordshire	5304	197		1416		6917
921	Isle of Wight	444			60		504
925	Lincolnshire	790	284	1306	179	402	2961
926	Norfolk	1670	239		340	673	2922
928	Northamptonshire	2191	165		504		2860
929	Northumberland	1302	8		24		1334
931	Oxfordshire	1701	506		1098	131	3436
933	Somerset	702	663		730	650	2745
935	Suffolk	2468	43		473		2984
936	Surrey	2394	256	149	1894	2458	7151
937	Warwickshire	927	307	621	438	418	2711
938	West Sussex	1617	418		478	825	3338
	total	105437	21766	19587	31549	45642	223981

Table 18: All A-Level candidates ~ percentages at each school type by LEA

LEA	LEA name	comprehensive	fe/tertiary/other	grammar	independent	sixth form college	total count
201	City of London	0.0	0.0	0.0	100.0	0.0	199
202	Camden	71.9	7.6	0.0	18.2	2.3	1144
203	Greenwich	74.5	9.4	0.0	16.1	0.0	565
204	Hackney	38.5	28.8	0.0	14.2	18.6	226
205	Hammersmith and Fulham	29.4	21.8	0.0	48.7	0.0	788
206	Islington	11.2	0.2	0.0	0.4	88.2	501
207	Kensington and Chelsea	23.9	22.0	0.0	15.5	38.5	714
208	Lambeth	61.5	10.1	0.0	17.4	11.0	218
209	Lewisham	37.1	0.6	0.0	45.3	17.1	510
210	Southwark	13.2	5.4	0.0	81.3	0.2	592
211	Tower Hamlets	32.6	17.3	0.0	0.0	50.1	880
212	Wandsworth	47.5	0.6	0.2	20.5	31.2	1010
213	Westminster	43.5	19.4	0.0	31.9	5.3	989
301	Barking and Dagenham	95.7	4.3	0.0	0.0	0.0	437
302	Barnet	46.7	8.3	14.7	12.3	18.0	2410
303	Bexley	29.8	0.0	59.9	0.0	10.3	950
304	Brent	93.4	3.8	0.0	2.8	0.0	943
305	Bromley	67.7	9.8	13.3	9.2	0.0	2146
306	Croydon	22.6	9.3	0.0	37.3	30.8	1508
307	Ealing	68.7	12.5	0.0	18.8	0.0	959
308	Enfield	76.1	4.2	18.5	1.2	0.0	1295
309	Haringey	68.8	4.7	0.0	26.6	0.0	640
310	Harrow	0.0	40.5	0.0	30.3	29.3	1258
311	Havering	40.6	4.2	0.0	0.2	55.1	1267
312	Hillingdon	83.4	6.2	0.0	10.4	0.0	1245
313	Hounslow	96.7	1.5	0.0	1.7	0.0	1035
314	Kingston upon Thames	43.7	14.0	27.3	15.1	0.0	1056
315	Merton	54.6	9.0	0.0	36.3	0.0	377
316	Newham	41.9	3.9	0.0	0.0	54.2	594
317	Redbridge	86.0	0.8	7.0	6.3	0.0	1709
318	Richmond upon Thames	0.0	65.8	0.0	34.2	0.0	1419
319	Sutton	51.2	0.1	43.9	4.9	0.0	1169
320	Waltham Forest	22.9	0.6	9.4	9.9	57.3	1238
330	Birmingham	39.4	8.8	24.5	8.8	18.6	3760
331	Coventry	80.0	2.0	0.0	18.1	0.0	1174
332	Dudley	13.5	42.0	0.0	0.0	44.4	1432

LEA	LEA name	comprehensive	fe/tertiary/other	grammar	independent	sixth form college	total count
333	Sandwell	95.6	4.4	0.0	0.0	0.0	294
334	Solihull	21.2	5.8	0.0	13.1	59.9	1207
335	Walsall	68.6	6.3	19.9	5.1	0.0	953
336	Wolverhampton	70.0	6.4	9.0	14.7	0.0	1037
340	Knowsley	45.9	54.1	0.0	0.0	0.0	196
341	Liverpool	77.8	6.6	8.3	7.3	0.0	1627
342	St Helens	39.7	0.8	0.0	0.0	59.5	867
343	Sefton	46.6	6.0	0.0	12.7	34.8	1596
344	Wirral	29.3	0.2	46.0	8.0	16.6	1658
350	Bolton	56.0	0.0	0.0	22.9	21.1	929
351	Bury	2.0	34.5	0.0	10.3	53.3	1229
352	Manchester	18.1	0.8	0.0	33.7	47.4	1780
353	Oldham	32.3	0.0	0.0	7.7	60.0	1111
354	Rochdale	78.9	21.1	0.0	0.0	0.0	317
355	Salford	0.2	0.0	0.0	1.9	97.9	526
356	Stockport	0.0	1.0	0.0	17.1	81.9	1638
357	Tameside	21.8	14.1	0.0	0.0	64.1	694
358	Trafford	7.9	7.5	82.0	2.7	0.0	942
359	Wigan	16.5	8.5	0.0	0.0	75.0	1349
370	Barnsley	27.3	72.7	0.0	0.0	0.0	381
371	Doncaster	96.9	3.1	0.0	0.0	0.0	861
372	Rotherham	53.6	2.6	0.0	0.0	43.8	1074
373	Sheffield	57.3	21.9	0.0	9.5	11.3	1702
380	Bradford	70.3	6.1	0.0	18.8	4.8	1726
381	Calderdale	64.3	0.9	28.9	5.9	0.0	868
382	Kirklees	19.0	2.9	10.0	1.4	66.8	1888
383	Leeds	68.8	4.1	0.0	11.0	16.0	2676
384	Wakefield	33.8	5.0	0.0	17.5	43.6	1289
390	Gateshead	79.0	4.2	0.0	16.8	0.0	672
391	Newcastle upon Tyne	52.4	12.0	0.0	35.5	0.0	1205
392	North Tyneside	68.7	22.2	0.0	9.1	0.0	735
393	South Tyneside	40.5	59.5	0.0	0.0	0.0	425
394	Sunderland	51.3	43.9	0.0	4.8	0.0	750
800	Bath and North East Somerset	57.2	8.2	0.0	34.6	0.0	1133
801	Bristol	22.5	11.7	0.0	39.4	26.4	1640
802	North Somerset	84.6	0.4	0.0	4.3	10.8	751
803	South Gloucestershire	79.9	11.0	0.0	9.1	0.0	935
805	Hartlepool	27.8	9.0	0.0	0.0	63.2	334

LEA	LEA name	comprehensive	fe/tertiary/other	grammar	independent	sixth form college	total count
806	Middlesbrough	0.0	27.0	0.0	32.7	40.4	441
807	Redcar and Cleveland	0.0	4.7	0.0	0.0	95.3	598
808	Stockton-on-Tees	28.9	1.5	0.0	15.4	54.2	786
810	Kingston upon Hull	11.8	8.3	0.0	12.1	67.8	737
811	East Riding of Yorkshire	89.3	0.2	0.0	10.4	0.0	1398
812	North East Lincolnshire	24.0	3.8	0.0	1.0	71.2	601
813	North Lincolnshire	5.7	0.0	0.0	0.0	94.3	771
815	North Yorkshire	62.9	4.6	8.3	13.5	10.7	3234
816	York	38.2	41.7	0.0	20.1	0.0	986
820	Bedfordshire	81.4	0.0	0.0	17.3	1.3	2113
821	Luton	8.4	1.9	0.0	0.0	89.8	645
825	Buckinghamshire	23.1	2.0	65.3	9.7	0.0	2963
826	Milton Keynes	93.2	4.2	0.0	2.6	0.0	783
830	Derbyshire	83.8	6.1	0.0	10.1	0.0	2703
831	Derby	36.3	15.6	0.0	24.6	23.5	614
835	Dorset	76.2	4.6	0.0	19.2	0.0	1974
836	Poole	44.1	6.5	35.3	14.1	0.0	842
837	Bournemouth	27.9	12.0	51.7	8.3	0.0	516
840	Durham	80.6	8.8	0.0	10.6	0.0	1582
841	Darlington	8.1	0.0	0.0	2.5	89.4	667
845	East Sussex	30.3	20.6	0.0	18.1	31.0	2078
846	Brighton and Hove	16.7	1.0	0.0	16.6	65.7	1527
850	Hampshire	9.0	21.3	0.0	6.8	63.0	7393
851	Portsmouth	1.6	0.3	0.0	52.5	45.6	318
852	Southampton	5.5	0.3	0.0	16.9	77.2	596
855	Leics	83.1	2.9	0.0	10.6	3.5	3124
856	Leicester	12.5	2.9	0.0	9.6	75.0	1311
857	Rutland	0.0	0.0	0.0	73.0	27.0	407
860	Staffordshire	72.1	16.3	0.0	7.2	4.4	3459
861	Stoke-on-Trent	12.8	0.3	16.6	0.0	70.4	742
865	Wiltshire	63.9	1.8	11.8	22.4	0.0	2011
866	Swindon	20.6	79.4	0.0	0.0	0.0	650
867	Bracknell Forest	47.1	8.0	0.0	44.9	0.0	561
868	Windsor and Maidenhead	53.4	3.7	0.0	42.9	0.0	1044
869	West Berkshire	70.5	2.9	0.0	26.5	0.0	1164
870	Reading	24.6	10.3	36.7	28.5	0.0	643
871	Slough	10.2	1.2	88.5	0.0	0.0	488
872	Wokingham	84.1	0.0	0.0	15.9	0.0	907

LEA	LEA name	comprehensive	fe/tertiary/other	grammar	independent	sixth form college	total count
873	Cambridgeshire	30.8	2.1	0.0	16.6	50.5	3044
874	Peterborough	89.8	7.4	0.0	2.8	0.0	677
875	Cheshire	65.3	6.2	0.0	12.8	15.7	3713
876	Halton	17.8	0.7	0.0	0.0	81.6	456
877	Warrington	62.5	1.1	0.0	0.0	36.4	825
878	Devon	50.5	30.4	3.2	15.8	0.1	3033
879	Plymouth	60.0	4.8	28.9	6.2	0.0	1061
880	Torbay	34.9	2.6	61.4	1.2	0.0	585
881	Essex	53.9	6.6	8.8	6.5	24.3	5663
882	Southend on Sea	31.5	10.7	57.7	0.0	0.0	783
883	Thurrock	0.2	0.0	0.0	0.0	99.8	468
884	Herefordshire	19.7	3.4	0.0	8.6	68.3	792
885	Worcestershire	60.3	3.2	0.0	18.7	17.7	2823
886	Kent	27.8	4.1	53.4	14.7	0.0	6775
887	Medway	23.9	5.6	62.1	8.3	0.0	1136
888	Lancashire	28.7	28.7	20.9	6.0	15.8	4100
889	Blackburn with Darwen	16.6	11.9	0.0	19.3	52.2	793
890	Blackpool	8.7	8.1	0.0	13.2	70.0	666
891	Notts	90.5	3.2	0.0	3.3	3.0	2638
892	Nottingham	20.9	21.6	0.0	16.4	41.0	1423
893	Shropshire	30.7	4.3	0.0	23.3	41.6	1597
894	Telford and Wrekin	3.7	0.1	23.7	28.0	44.5	672
908	Cornwall	48.1	45.4	0.0	6.5	0.0	1926
909	Cumbria	69.9	0.9	4.2	10.0	15.0	2311
916	Gloucestershire	47.4	15.5	22.4	14.8	0.0	3429
919	Hertfordshire	76.7	2.8	0.0	20.5	0.0	6917
921	Isle of Wight	88.1	0.0	0.0	11.9	0.0	504
925	Lincolnshire	26.7	9.6	44.1	6.0	13.6	2961
926	Norfolk	57.2	8.2	0.0	11.6	23.0	2922
928	Northamptonshire	76.6	5.8	0.0	17.6	0.0	2860
929	Northumberland	97.6	0.6	0.0	1.8	0.0	1334
931	Oxfordshire	49.5	14.7	0.0	32.0	3.8	3436
933	Somerset	25.6	24.2	0.0	26.6	23.7	2745
935	Suffolk	82.7	1.4	0.0	15.9	0.0	2984
936	Surrey	33.5	3.6	2.1	26.5	34.4	7151
937	Warwickshire	34.2	11.3	22.9	16.2	15.4	2711
938	West Sussex	48.4	12.5	0.0	14.3	24.7	3338
	total	47.1	9.7	8.7	14.1	20.4	223981

Table 19: Candidates achieving three or more A grades at A-Level (excluding General Studies and Critical Thinking) ~ by LEA and school type

LEA	LEA name	comprehensive	fe/tertiary/other	grammar	independent	sixth form college	total
201	City of London				106		106
202	Camden	76	1		95	1	173
203	Greenwich	11			19		30
204	Hackney	4	1		1		6
205	Hammersmith and Fulham	52	4		188		244
206	Islington	3				10	13
207	Kensington and Chelsea	34	16		25	10	85
208	Lambeth	2	1		10		13
209	Lewisham	9			37		46
210	Southwark				168		168
211	Tower Hamlets	12	1			14	27
212	Wandsworth	47			31	15	93
213	Westminster	27	8		175	7	217
301	Barking and Dagenham	11					11
302	Barnet	108	3	162	36	62	371
303	Bexley	3		58		1	62
304	Brent	89	3		5		97
305	Bromley	93	6	122	68		289
306	Croydon	34	2		120	28	184
307	Ealing	53	11		44		108
308	Enfield	26	1	114	1		142
309	Haringey	18			66		84
310	Harrow		17		198	60	275
311	Havering	65				36	101
312	Hillingdon	65			51		116
313	Hounslow	52			2		54
314	Kingston upon Thames	27	1	93	56		177
315	Merton	13			59		72
316	Newham	16	1			6	23
317	Redbridge	105		28	35		168
318	Richmond upon Thames		64		222		286
319	Sutton	21		138	18		177
320	Waltham Forest	11		53	30	23	117
330	Birmingham	54	7	223	125	18	427
331	Coventry	34			60		94
332	Dudley	14	6			91	111

LEA	LEA name	comprehensive	fe/tertiary/other	grammar	independent	sixth form college	total
333	Sandwell	4					4
334	Solihull	14			53	57	124
335	Walsall	18		65			83
336	Wolverhampton	21		27	24		72
340	Knowsley	1	1				2
341	Liverpool	50	1	26	24		101
342	St Helens	18				46	64
343	Sefton	26			54	50	130
344	Wirral	16		110	30	8	164
350	Bolton	51			74	8	133
351	Bury	4	10		41	69	124
352	Manchester	30			258	54	342
353	Oldham	29			17	39	85
354	Rochdale	16					16
355	Salford				2	23	25
356	Stockport				62	98	160
357	Tameside	14	1			19	34
358	Trafford	2	1	166			169
359	Wigan	6				111	117
370	Barnsley	5	14				19
371	Doncaster	51					51
372	Rotherham	25				30	55
373	Sheffield	150	14		50	7	221
380	Bradford	63	1		77	4	145
381	Calderdale	16		40			56
382	Kirklees	12		24	1	215	252
383	Leeds	140			81	50	271
384	Wakefield	20	3		54	39	116
390	Gateshead	28			21		49
391	Newcastle upon Tyne	46	5		147		198
392	North Tyneside	37	3		8		48
393	South Tyneside	11	6				17
394	Sunderland	27	8		1		36
800	Bath and North East Somerset	75	4		92		171
801	Bristol	37	8		218	38	301
802	North Somerset	67			6	3	76
803	South Gloucestershire	33	10		3		46
805	Hartlepool	7				10	17

LEA	LEA name	comprehensive	fe/tertiary/other	grammar	independent	sixth form college	total
806	Middlesbrough				5	8	13
807	Redcar and Cleveland					36	36
808	Stockton-on-Tees	21			28	20	69
810	Kingston upon Hull	5			35	13	53
811	East Riding of Yorkshire	67			27		94
812	North East Lincolnshire	5				20	25
813	North Lincolnshire					41	41
815	North Yorkshire	198	4	67	90	26	385
816	York	45	31		57		133
820	Bedfordshire	91			91		182
821	Luton	1				24	25
825	Buckinghamshire	8	1	463	99		571
826	Milton Keynes	37			2		39
830	Derbyshire	190	6		47		243
831	Derby	11	1		15	8	35
835	Dorset	85	1		72		158
836	Poole	19		58	38		115
837	Bournemouth	7	3	51	15		76
840	Durham	102	1		27		130
841	Darlington	3			4	56	63
845	East Sussex	41	32		74	29	176
846	Brighton and Hove	13			74	102	189
850	Hampshire	65	93		156	508	822
851	Portsmouth	2			52	9	63
852	Southampton	5	1		32	20	58
855	Leics	145	6		87	18	256
856	Leicester	11	2		42	68	123
857	Rutland				78	9	87
860	Staffordshire	139	9		46	21	215
861	Stoke-on-Trent			9		29	38
865	Wiltshire	107	1	74	133		315
866	Swindon	10	36				46
867	Bracknell Forest	16			59		75
868	Windsor and Maidenhead	42			241		283
869	West Berkshire	70			50		120
870	Reading	7	2	117	51		177
871	Slough			59			59
872	Wokingham	57			27		84

LEA	LEA name	comprehensive	fe/tertiary/other	grammar	independent	sixth form college	total
873	Cambridgeshire	32	1		174	289	496
874	Peterborough	49			1		50
875	Cheshire	208	17		116	67	408
876	Halton	2				12	14
877	Warrington	25				19	44
878	Devon	71	67	45	90		273
879	Plymouth	16		51	12		79
880	Torbay	3		93	1		97
881	Essex	150	9	235	69	85	548
882	Southend on Sea	2	1	104			107
883	Thurrock					29	29
884	Herefordshire	14			23	102	139
885	Worcestershire	87	2		121	46	256
886	Kent	31	1	501	255		788
887	Medway			63	10		73
888	Lancashire	61	123	164	37	65	450
889	Blackburn with Darwen	9	1		24	22	56
890	Blackpool	3			19	22	44
891	Notts	126	2		11	3	142
892	Nottingham	22	8		108	54	192
893	Shropshire	28	6		111	82	227
894	Telford and Wrekin	2		39	20	13	74
908	Cornwall	51	78		32		161
909	Cumbria	131		16	23	17	187
916	Gloucestershire	112	28	177	144		461
919	Hertfordshire	473	4		491		968
921	Isle of Wight	9			13		22
925	Lincolnshire	40	5	175	28	16	264
926	Norfolk	121	4		88	48	261
928	Northamptonshire	142			132		274
929	Northumberland	95			1		96
931	Oxfordshire	159	38		349	14	560
933	Somerset	42	57		133	84	316
935	Suffolk	157	1		77		235
936	Surrey	176	3	44	573	182	978
937	Warwickshire	56	5	137	166	19	383
938	West Sussex	98	35		103	59	295
	total	6787	970	4191	8858	3774	24580

Table 20: Candidates achieving three or more A grades at A-Level (excluding General Studies and Critical Thinking), at least two of which are not on the University of Cambridge 'less effective preparation' list ~ by LEA and school type

LEA	LEA names	comprehensive	fe/tertiary/other	grammar	independent	sixth form college	total
201	City of London				106		106
202	Camden	71	1		94	1	167
203	Greenwich	11			15		26
204	Hackney	4	1		1		6
205	Hammersmith and Fulham	49	4		183		236
206	Islington	3				7	10
207	Kensington and Chelsea	33	16		25	10	84
208	Lambeth	2	1		9		12
209	Lewisham	9			35		44
210	Southwark				165		165
211	Tower Hamlets	11	1			14	26
212	Wandsworth	45			31	15	91
213	Westminster	27	8		175	7	217
301	Barking and Dagenham	11					11
302	Barnet	105	3	157	34	62	361
303	Bexley	2		52			54
304	Brent	88	3		5		96
305	Bromley	77	5	122	66		270
306	Croydon	34	1		116	26	177
307	Ealing	50	11		44		105
308	Enfield	23	1	113	1		138
309	Haringey	18			66		84
310	Harrow		14		192	58	264
311	Havering	60				36	96
312	Hillingdon	61			48		109
313	Hounslow	51					51
314	Kingston upon Thames	25	1	92	50		168
315	Merton	13			58		71
316	Newham	16	1			6	23
317	Redbridge	98		28	35		161
318	Richmond upon Thames		61		221		282
319	Sutton	20		130	17		167
320	Waltham Forest	11		53	30	23	117
330	Birmingham	48	6	215	124	18	411
331	Coventry	33			60		93
332	Dudley	14	3			80	97

LEA	LEA names	comprehensive	fe/tertiary/other	grammar	independent	sixth form college	total
333	Sandwell	3					3
334	Solihull	13			52	56	121
335	Walsall	17		65			82
336	Wolverhampton	18		27	22		67
340	Knowsley	1	1				2
341	Liverpool	49	1	26	24		100
342	St Helens	18				46	64
343	Sefton	26			54	47	127
344	Wirral	14		106	30	8	158
350	Bolton	48			73	8	129
351	Bury	4	9		40	65	118
352	Manchester	29			257	49	335
353	Oldham	28			17	36	81
354	Rochdale	14					14
355	Salford						
356	Stockport				2	19	21
357	Tameside	13	1		61	91	152
358	Trafford	2	1	163		19	33
359	Wigan	4				104	166
370	Barnsley	5	12				108
371	Doncaster	51					17
372	Rotherham	25				30	51
373	Sheffield	147	14		48	7	55
380	Bradford	59	1		73	4	216
381	Calderdale	14		39			137
382	Kirklees	10		23	1	211	53
383	Leeds	135			79	46	245
384	Wakefield	20	3		54	38	260
390	Gateshead	26			21		115
391	Newcastle upon Tyne	44	3		145		47
392	North Tyneside	36	3		8		192
393	South Tyneside	11	6				47
394	Sunderland	25	8		1		17
800	Bath and North East Somerset	73	4		91		34
801	Bristol	33	8		213	33	168
802	North Somerset	65			6	3	287
803	South Gloucestershire	33	10		3		74
805	Hartlepool	5				10	46
							15

LEA	LEA names	comprehensive	fe/tertiary/other	grammar	independent	sixth form college	total
806	Middlesbrough				5	8	13
807	Redcar and Cleveland					34	34
808	Stockton-on-Tees	21			28	18	67
810	Kingston upon Hull	5			35	12	52
811	East Riding of Yorkshire	62			25		87
812	North East Lincolnshire	5				20	25
813	North Lincolnshire					40	40
815	North Yorkshire	194	4	67	87	25	377
816	York	43	29		57		129
820	Bedfordshire	83			88		171
821	Luton	1				24	25
825	Buckinghamshire	6	1	443	96		546
826	Milton Keynes	34			2		36
830	Derbyshire	185	6		44		235
831	Derby	10	1		14	8	33
835	Dorset	78			69		147
836	Poole	17		58	38		113
837	Bournemouth	7	3	50	15		75
840	Durham	101			27		128
841	Darlington	3			4	53	60
845	East Sussex	37	29		67	26	159
846	Brighton and Hove	13			68	93	174
850	Hampshire	63	86		155	467	771
851	Portsmouth	2			52	8	62
852	Southampton	5	1		32	18	56
855	Leics	135	6		85	18	244
856	Leicester	11	2		42	65	120
857	Rutland				77	9	86
860	Staffordshire	130	8		44	21	203
861	Stoke-on-Trent			9		25	34
865	Wiltshire	101	1	71	131		304
866	Swindon	9	35				44
867	Bracknell Forest	16			59		75
868	Windsor and Maidenhead	39			238		277
869	West Berkshire	65			47		112
870	Reading	7	1	117	49		174
871	Slough			57			57
872	Wokingham	50			27		77

LEA	LEA names	comprehensive	fe/tertiary/other	grammar	independent	sixth form college	total
873	Cambridgeshire	31	1		169	277	478
874	Peterborough	45			1		46
875	Cheshire	198	16		110	64	388
876	Halton	2				12	14
877	Warrington	24				19	43
878	Devon	63	62	40	87		252
879	Plymouth	15		50	12		77
880	Torbay	3		88	1		92
881	Essex	146	8	231	65	75	525
882	Southend on Sea	2		102			104
883	Thurrock					27	27
884	Herefordshire	14			23	96	133
885	Worcestershire	84	2		115	45	246
886	Kent	24	1	486	248		759
887	Medway			58	10		68
888	Lancashire	57	113	158	37	58	423
889	Blackburn with Danwen	9	1		24	20	54
890	Blackpool	3			19	19	41
891	Notts	123	2		10	3	138
892	Nottingham	20	8		108	52	188
893	Shropshire	26	6		111	77	220
894	Telford and Wrekin	2		38	20	13	73
908	Cornwall	49	74		32		155
909	Cumbria	128		15	22	17	182
916	Gloucestershire	103	25	170	142		440
919	Hertfordshire	456	4		482		942
921	Isle of Wight	9			13		22
925	Lincolnshire	38	5	172	28	14	257
926	Norfolk	111	4		87	46	248
928	Northamptonshire	139			127		266
929	Northumberland	90			1		91
931	Oxfordshire	145	37		342	13	537
933	Somerset	40	49		127	81	297
935	Suffolk	150	1		76		227
936	Surrey	158	2	43	541	160	904
937	Warwickshire	52	4	130	158	19	363
938	West Sussex	90	34		98	52	274
	total	6428	899	4064	8634	3544	23569

Table 21: Percentages of all A-Level candidates achieving three or more A grades at A-Level (excluding General Studies and Critical Thinking), at least two of which are not on the University of Cambridge 'less effective preparation' list ~ by LEA and school type

LEA	LEA name	comprehensive	fe/tertiary/other	grammar	independent	sixth form college	total
201	City of London				53.3		53.3
202	Camden	8.6	1.1		45.2	3.8	14.6
203	Greenwich	2.6	0.0		16.5		4.6
204	Hackney	4.6	1.5		3.1	0.0	2.7
205	Hammersmith and Fulham	21.1	2.3		47.7		29.9
206	Islington	5.4	0.0		0.0	1.6	2.0
207	Kensington and Chelsea	19.3	10.2		22.5	3.6	11.8
208	Lambeth	1.5	4.5		23.7	0.0	5.5
209	Lewisham	4.8	0.0		15.2	0.0	8.6
210	Southwark	0.0	0.0		34.3	0.0	27.9
211	Tower Hamlets	3.8	0.7			3.2	3.0
212	Wandsworth	9.4	0.0	0.0	15.0	4.8	9.0
213	Westminster	6.3	4.2		55.6	13.5	21.9
301	Barking and Dagenham	2.6	0.0				2.5
302	Barnet	9.3	1.5	44.2	11.5	14.3	15.0
303	Bexley	0.7		9.1		0.0	5.7
304	Brent	10.0	8.3		19.2		10.2
305	Bromley	5.3	2.4	42.7	33.5		12.6
306	Croydon	10.0	0.7		20.6	5.6	11.7
307	Ealing	7.6	9.2		24.4		10.9
308	Enfield	2.3	1.9	47.1	6.3		10.7
309	Haringey	4.1	0.0		38.8		13.1
310	Harrow		2.8		50.4	15.8	21.0
311	Havering	11.7	0.0		0.0	5.2	7.6
312	Hillingdon	5.9	0.0		36.9		8.8
313	Hounslow	5.1	0.0		0.0		4.9
314	Kingston upon Thames	5.4	0.7	31.9	31.4		15.9
315	Merton	6.3	0.0		42.3		18.8
316	Newham	6.4	4.3			1.9	3.9
317	Redbridge	6.7	0.0	23.5	32.7		9.4
318	Richmond upon Thames		6.5		45.5		19.9
319	Sutton	3.3	0.0	25.3	29.8		14.3
320	Waltham Forest	3.9	0.0	45.7	24.6	3.2	9.5
330	Birmingham	3.2	1.8	23.3	37.7	2.6	10.9
331	Coventry	3.5	0.0		28.3		7.9
332	Dudley	7.2	0.5			12.6	6.8

LEA	LEA name	comprehensive	fe/tertiary/other	grammar	independent	sixth form college	total
333	Sandwell	1.1	0.0				1.0
334	Solihull	5.1	0.0		32.9	7.7	10.0
335	Walsall	2.6	0.0	34.2	0.0		8.6
336	Wolverhampton	2.5	0.0	29.0	14.5		6.5
340	Knowsley	1.1	0.9				1.0
341	Liverpool	3.9	0.9	19.3	20.3		6.1
342	St Helens	5.2	0.0			8.9	7.4
343	Sefton	3.5	0.0		26.6	8.5	8.0
344	Wirral	2.9	0.0	13.9	22.6	2.9	9.5
350	Bolton	9.2			34.3	4.1	13.9
351	Bury	16.7	2.1		31.7	9.9	9.6
352	Manchester	9.0	0.0		42.8	5.8	18.8
353	Oldham	7.8			20.0	5.4	7.3
354	Rochdale	5.6	0.0				4.4
355	Salford	0.0			20.0	3.7	4.0
356	Stockport		0.0		21.8	6.8	9.3
357	Tameside	8.6	1.0			4.3	4.8
358	Trafford	2.7	1.4	21.1	0.0		17.6
359	Wigan	1.8	0.0			10.3	8.0
370	Barnsley	4.8	4.3				4.5
371	Doncaster	6.1	0.0				5.9
372	Rotherham	4.3	0.0			6.4	5.1
373	Sheffield	15.1	3.8		29.6	3.6	12.7
380	Bradford	4.9	1.0		22.5	4.9	7.9
381	Calderdale	2.5	0.0	15.5	0.0		6.1
382	Kirklees	2.8	0.0	12.2	3.7	16.7	13.0
383	Leeds	7.3	0.0		26.8	10.7	9.7
384	Wakefield	4.6	4.6		23.9	6.8	8.9
390	Gateshead	4.9	0.0		18.6		7.0
391	Newcastle upon Tyne	7.0	2.1		33.9		15.9
392	North Tyneside	7.1	1.8		11.9		6.4
393	South Tyneside	6.4	2.4				4.0
394	Sunderland	6.5	2.4		2.8		4.5
800	Bath and North East Somerset	11.3	4.3		23.2		14.8
801	Bristol	8.9	4.2		33.0	7.6	17.5
802	North Somerset	10.2	0.0		18.8	3.7	9.9
803	South Gloucestershire	4.4	9.7		3.5		4.9
805	Hartlepool	5.4	0.0			4.7	4.5

LEA	LEA name	comprehensive	fe/tertiary/other	grammar	independent	sixth form college	total
806	Middlesbrough		0.0		3.5	4.5	2.9
807	Redcar and Cleveland		0.0			6.0	5.7
808	Stockton-on-Tees	9.3	0.0		23.1	4.2	8.5
810	Kingston upon Hull	5.7	0.0		39.3	2.4	7.1
811	East Riding of Yorkshire	5.0	0.0		17.1		6.2
812	North East Lincolnshire	3.5	0.0		0.0	4.7	4.2
813	North Lincolnshire	0.0				5.5	5.2
815	North Yorkshire	9.5	2.7	25.1	19.9	7.2	11.7
816	York	11.4	7.1		28.8		13.1
820	Bedfordshire	4.8			24.0	0.0	8.1
821	Luton	1.9	0.0			4.1	3.9
825	Buckinghamshire	0.9	1.7	22.9	33.4		18.4
826	Milton Keynes	4.7	0.0		10.0		4.6
830	Derbyshire	8.2	3.7		16.1		8.7
831	Derby	4.5	1.0		9.3	5.6	5.4
835	Dorset	5.2	0.0		18.2		7.4
836	Poole	4.6	0.0	19.5	31.9		13.4
837	Bournemouth	4.9	4.8	18.7	34.9		14.5
840	Durham	7.9	0.0		16.2		8.1
841	Darlington	5.6			23.5	8.9	9.0
845	East Sussex	5.9	6.8		17.8	4.0	7.7
846	Brighton and Hove	5.1	0.0		26.9	9.3	11.4
850	Hampshire	9.5	5.5		31.0	10.0	10.4
851	Portsmouth	40.0	0.0		31.1	5.5	19.5
852	Southampton	15.2	50.0		31.7	3.9	9.4
855	Leics	5.2	6.7		25.7	16.7	7.8
856	Leicester	6.7	5.3		33.3	6.6	9.2
857	Rutland				25.9	8.2	21.1
860	Staffordshire	5.2	1.4		17.7	13.7	5.9
861	Stoke-on-Trent	0.0	0.0	7.3		4.8	4.6
865	Wiltshire	7.9	2.7	30.0	29.0		15.1
866	Swindon	6.7	6.8				6.8
867	Bracknell Forest	6.1	0.0		23.4		13.4
868	Windsor and Maidenhead	7.0	0.0		53.1		26.5
869	West Berkshire	7.9	0.0		15.2		9.6
870	Reading	4.4	1.5	49.6	26.8		27.1
871	Slough	0.0	0.0	13.2			11.7
872	Wokingham	6.6			18.8		8.5

LEA	LEA name	comprehensive	fe/tertiary/other	grammar	independent	sixth form college	total
873	Cambridgeshire	3.3	1.6		33.4	18.0	15.7
874	Peterborough	7.4	0.0		5.3		6.8
875	Cheshire	8.2	7.0		23.1	11.0	10.4
876	Halton	2.5	0.0			3.2	3.1
877	Warrington	4.7	0.0			6.3	5.2
878	Devon	4.1	6.7	41.2	18.2	0.0	8.3
879	Plymouth	2.4	0.0	16.3	18.2		7.3
880	Torbay	1.5	0.0	24.5	14.3		15.7
881	Essex	4.8	2.1	46.6	17.7	5.5	9.3
882	Southend on Sea	0.8	0.0	22.6			13.3
883	Thurrock	0.0				5.8	5.8
884	Herefordshire	9.0	0.0		33.8	17.7	16.8
885	Worcestershire	4.9	2.2		21.7	9.0	8.7
886	Kent	1.3	0.4	13.4	24.8		11.2
887	Medway	0.0	0.0	8.2	10.6		6.0
888	Lancashire	4.8	9.6	18.5	15.0	9.0	10.3
889	Blackburn with Danwen	6.8	1.1		15.7	4.8	6.8
890	Blackpool	5.2	0.0		21.6	4.1	6.2
891	Notts	5.2	2.4		11.5	3.8	5.2
892	Nottingham	6.7	2.6		46.4	8.9	13.2
893	Shropshire	5.3	8.7		29.8	11.6	13.8
894	Telford and Wrekin	8.0	0.0	23.9	10.6	4.3	10.9
908	Cornwall	5.3	8.5		25.6		8.0
909	Cumbria	7.9	0.0	15.3	9.5	4.9	7.9
916	Gloucestershire	6.3	4.7	22.1	28.0		12.8
919	Hertfordshire	8.6	2.0		34.0		13.6
921	Isle of Wight	2.0			21.7		4.4
925	Lincolnshire	4.8	1.8	13.2	15.6	3.5	8.7
926	Norfolk	6.6	1.7		25.6	6.8	8.5
928	Northamptonshire	6.3	0.0		25.2		9.3
929	Northumberland	6.9	0.0		4.2		6.8
931	Oxfordshire	8.5	7.3		31.1	9.9	15.6
933	Somerset	5.7	7.4		17.4	12.5	10.8
935	Suffolk	6.1	2.3		16.1		7.6
936	Surrey	6.6	0.8	28.9	28.6	6.5	12.6
937	Warwickshire	5.6	1.3	20.9	36.1	4.5	13.4
938	West Sussex	5.6	8.1		20.5	6.3	8.2
	total	6.1	4.1	20.7	27.4	7.8	10.5

Table 22: Candidates with Chemistry and two other maths or science subjects ~ by LEA and school type

LEA	LEA name	comprehensive	fe/tertiary/other	grammar	independent	sixth form college	total
201	City of London				31		31
202	Camden	10			15		25
203	Greenwich	5			2		7
204	Hackney	1	1		1		3
205	Hammersmith and Fulham	8	3		27		38
206	Islington	1				2	3
207	Kensington and Chelsea	10	1		5		16
208	Lambeth	2	1				3
209	Lewisham				7		7
210	Southwark				44		44
211	Tower Hamlets	2	1			2	5
212	Wandsworth	11			4	5	20
213	Westminster	8	3		34	4	49
301	Barking and Dagenham	3					3
302	Barnet	25		56	11	18	110
303	Bexley			7			7
304	Brent	26	1		2		29
305	Bromley	17	2	36	12		67
306	Croydon	10	1		38	14	63
307	Ealing	12	9		11		32
308	Enfield	8	1	25			34
309	Haringey	2			15		17
310	Harrow		4		61	19	84
311	Havering	16				3	19
312	Hillingdon	14			14		28
313	Hounslow	16					16
314	Kingston upon Thames	7		29	6		42
315	Merton	1			7		8
316	Newham	3	1			1	5
317	Redbridge	36		11	13		60
318	Richmond upon Thames		9		59		68
319	Sutton	2		35	5		42
320	Waltham Forest	2		15	9	4	30
330	Birmingham	11		90	46	5	152
331	Coventry	12			24		36
332	Dudley	6				10	16

LEA	LEA name	comprehensive	fe/tertiary/other	grammar	independent	sixth form college	total
333	Sandwell	1					1
334	Solihull	3			14	10	27
335	Walsall	1		20			21
336	Wolverhampton	5		5	5		15
340	Knowsley		1				1
341	Liverpool	15		14	6		35
342	St Helens	7				10	17
343	Sefton	8			26	7	41
344	Wirral	1		21	11	2	35
350	Bolton	15			21	4	40
351	Bury	1	1		10	10	22
352	Manchester	11			74	11	96
353	Oldham	7			4	10	21
354	Rochdale	5					5
355	Salford				1	2	3
356	Stockport				24	22	46
357	Tameside	4				3	7
358	Trafford			52			52
359	Wigan	2				21	23
370	Barnsley		2				2
371	Doncaster	16					16
372	Rotherham	7				8	15
373	Sheffield	30	5		13	2	50
380	Bradford	11			20		31
381	Calderdale	3		13			16
382	Kirklees	3		9		56	68
383	Leeds	35			27	8	70
384	Wakefield	5			14	3	22
390	Gateshead	6			6		12
391	Newcastle upon Tyne	14			34		48
392	North Tyneside	11			3		14
393	South Tyneside	1	3				4
394	Sunderland	5	3				8
800	Bath and North East Somerset	14			26		40
801	Bristol	6			46	5	57
802	North Somerset	16			3		19
803	South Gloucestershire	6	2		2		10
805	Hartlepool					4	4

LEA	LEA name	comprehensive	fe/tertiary/other	grammar	independent	sixth form college	total
806	Middlesbrough				1	4	5
807	Redcar and Cleveland					7	7
808	Stockton-on-Tees	11			9	3	23
810	Kingston upon Hull	1			10	1	12
811	East Riding of Yorkshire	24			7		31
812	North East Lincolnshire	2				6	8
813	North Lincolnshire					9	9
815	North Yorkshire	60	2	21	15	3	101
816	York	7	5		8		20
820	Bedfordshire	14			20		34
821	Luton	1				7	8
825	Buckinghamshire			113	19		132
826	Milton Keynes	5					5
830	Derbyshire	33			11		44
831	Derby	3			3	5	11
835	Dorset	18			13		31
836	Poole	3		14	16		33
837	Bournemouth	3		5	8		16
840	Durham	28			10		38
841	Darlington				1	4	5
845	East Sussex	5	3		15	6	29
846	Brighton and Hove	3			23	22	48
850	Hampshire	13	15		47	97	172
851	Portsmouth				22		22
852	Southampton	2	1		10	5	18
855	Leics	34	1		38	4	77
856	Leicester	3	1		20	22	46
857	Rutland				10	1	11
860	Staffordshire	39	2		13	4	58
861	Stoke-on-Trent			1		7	8
865	Wiltshire	22		16	24		62
866	Swindon	2	8				10
867	Bracknell Forest	2			12		14
868	Windsor and Maidenhead	15			40		55
869	West Berkshire	26			8		34
870	Reading	1		46	8		55
871	Slough			21			21
872	Wokingham	15			7		22

LEA	LEA name	comprehensive	fe/tertiary/other	grammar	independent	sixth form college	total
873	Cambridgeshire	10	1		46	67	124
874	Peterborough	7			1		8
875	Cheshire	47	1		39	15	102
876	Halton					6	6
877	Warrington	3				2	5
878	Devon	13	15	15	20		63
879	Plymouth			16	4		20
880	Torbay			19			19
881	Essex	25		85	11	7	128
882	Southeast on Sea			25			25
883	Thurrock					2	2
884	Herefordshire	3			3	19	25
885	Worcestershire	20	1		30	8	59
886	Kent	5		99	55		159
887	Medway			9	3		12
888	Lancashire	13	18	52	12	13	108
889	Blackburn with Danwen	3	1		11	1	16
890	Blackpool	1			6	6	13
891	Notts	29			2	1	32
892	Nottingham	3	1		32	8	44
893	Shropshire	11	1		35	13	60
894	Telford and Wrekin			12	6	5	23
908	Cornwall	13	19		9		41
909	Cumbria	39		5	7	5	56
916	Gloucestershire	13	3	44	29		89
919	Hertfordshire	109			92		201
921	Isle of Wight	2			3		5
925	Lincolnshire	10	1	38	7	2	58
926	Norfolk	25			22	8	55
928	Northamptonshire	40			28		68
929	Northumberland	23					23
931	Oxfordshire	33	4		75	4	116
933	Somerset	12	13		37	21	83
935	Suffolk	37			21		58
936	Surrey	35		5	114	26	180
937	Warwickshire	16		29	39	5	89
938	West Sussex	15	9		25	15	64
	total	1572	181	1128	2165	761	5807

Table 23: Candidates with Further Maths and another maths subject ~ by LEA and school type

LEA	LEA name	comprehensive	fe/tertiary/other	grammar	independent	sixth form college	total
201	City of London				15		15
202	Camden	5			6		11
203	Greenwich				1		1
204	Hackney						
205	Hammersmith and Fulham	10			19		29
206	Islington	2				3	5
207	Kensington and Chelsea	1	3		6	1	11
208	Lambeth						
209	Lewisham	2			5		7
210	Southwark				17		17
211	Tower Hamlets					1	1
212	Wandsworth	6			4	4	14
213	Westminster	1			46	1	48
301	Barking and Dagenham	1					1
302	Barnet	14		11	2	8	35
303	Bexley						
304	Brent	11			3		14
305	Bromley	6		25	6		37
306	Croydon	2			25	3	30
307	Ealing	3			5		8
308	Enfield		1	17			18
309	Haringey	2			9		11
310	Harrow		1		24	10	35
311	Havering					2	2
312	Hillingdon	6					6
313	Hounslow	3					3
314	Kingston upon Thames			12	5		17
315	Merton				6		6
316	Newham						
317	Redbridge	6		2	2		10
318	Richmond upon Thames		10		44		54
319	Sutton	1		21	1		23
320	Waltham Forest			2	7	2	11
330	Birmingham	3		27	9	2	41
331	Coventry	6			9		15
332	Dudley	3				7	10

LEA	LEA name	comprehensive	fe/tertiary/other	grammar	independent	sixth form college	total
333	Sandwell				13	8	21
334	Solihull						16
335	Walsall			16			6
336	Wolverhampton	3		1	2		
340	Knowsley						
341	Liverpool	4		5	2		11
342	St Helens	8				4	12
343	Sefton	9			3	5	17
344	Mirral	4		12	1		17
350	Bolton	4			6	2	12
351	Bury				3	4	7
352	Manchester	6			18	3	27
353	Oldham	6			3	2	11
354	Rochdale	1					1
355	Salford				1	1	2
356	Stockport				13	8	21
357	Tameside					1	1
358	Trafford			14			14
359	Wigan	2				15	17
370	Barnsley		2				2
371	Doncaster	3					3
372	Rotherham	1				6	7
373	Sheffield	11	1		11	1	24
380	Bradford	4			2		6
381	Calderdale			3			3
382	Kirklees			4		10	14
383	Leeds	15			17	5	37
384	Wakefield	3			6	1	10
390	Gateshead	6			3		9
391	Newcastle upon Tyne	8			14		22
392	North Tyneside	2			1		3
393	South Tyneside		1				1
394	Sunderland	3	1				4
800	Bath and North East Somerset	11			4		15
801	Bristol	7	3		21	3	34
802	North Somerset	9			4		13
803	South Gloucestershire	7			1		8
805	Hartlepool					3	3

LEA	LEA name	comprehensive	fe/tertiary/other	grammar	independent	sixth form college	total
806	Middlesbrough					3	3
807	Redcar and Cleveland					8	8
808	Stockton-on-Tees	4			4	1	9
810	Kingston upon Hull				1		1
811	East Riding of Yorkshire	6			3		9
812	North East Lincolnshire	3				3	6
813	North Lincolnshire					4	4
815	North Yorkshire	19		13	15	3	50
816	York	3	9		9		21
820	Bedfordshire	11			11		22
821	Luton					8	8
825	Buckinghamshire			77	6		83
826	Milton Keynes	8					8
830	Derbyshire	22			5		27
831	Derby	1			1	2	4
835	Dorset	16			8		24
836	Poole	1		13	5		19
837	Bournemouth			3	2		5
840	Durham	11					11
841	Darlington	1					1
845	East Sussex	2	4		7	1	14
846	Brighton and Hove	4			7	13	24
850	Hampshire	13	19		28	81	141
851	Portsmouth				7	1	8
852	Southampton	2	1		4	4	11
855	Leics	20	3		14	1	38
856	Leicester	2			4	5	11
857	Rutland				7		7
860	Staffordshire	10			4		14
861	Stoke-on-Trent					2	2
865	Wiltshire	15		1	28		44
866	Swindon	1	5				6
867	Bracknell Forest	2			7		9
868	Windsor and Maidenhead	8			44		52
869	West Berkshire	9			7		16
870	Reading	1		24	2		27
871	Slough			4			4
872	Wokingham	3			2		5

LEA	LEA name	comprehensive	fe/tertiary/other	grammar	independent	sixth form college	total
873	Cambridgeshire	3			28	53	84
874	Peterborough	5					5
875	Cheshire	21			13	7	41
876	Halton					1	1
877	Warrington	2				4	6
878	Devon	6	5	5	6		22
879	Plymouth	2		4	5		11
880	Torbay			4			4
881	Essex	11	1	19	4	7	42
882	Southend on Sea	1		12			13
883	Thurrock					5	5
884	Herefordshire				3	9	12
885	Worcestershire	10	2		22	8	42
886	Kent	2		56	32		90
887	Medway			3			3
888	Lancashire	2	9	18	4	1	34
889	Blackburn with Darwen				2		2
890	Blackpool	1			1	4	6
891	Notts	13	1		1	1	16
892	Nottingham	3	1		8	5	17
893	Shropshire				17	10	27
894	Telford and Wrekin			4	3	3	10
908	Cornwall	5	16		4		25
909	Cumbria	16		3	4	1	24
916	Gloucestershire	9	3	30	14		56
919	Hertfordshire	65			62		127
921	Isle of Wight				1		1
925	Lincolnshire	4	2	28	1	1	36
926	Norfolk	16	1		15	4	36
928	Northamptonshire	16			19		35
929	Northumberland	13					13
931	Oxfordshire	33	5		50	2	90
933	Somerset	2	6		15	12	35
935	Suffolk	23			12		35
936	Surrey	18		3	62	23	106
937	Warwickshire	8		18	22	2	50
938	West Sussex	15	5		14	7	41
	total	754	121	514	1111	436	2936

Table 24: Candidates with Physics and a maths subject ~ by LEA and school type

LEA	LEA name	comprehensive	fe/tertiary/other	grammar	independent	sixth form college	total
201	City of London				14		14
202	Camden	9			10		19
203	Greenwich	2			1		3
204	Hackney						
205	Hammersmith and Fulham	8	1		18		27
206	Islington	2				2	4
207	Kensington and Chelsea	3	3		5	1	12
208	Lambeth	2	1				3
209	Lewisham	3			5		8
210	Southwark				36		36
211	Tower Hamlets	1				1	2
212	Wandsworth	8			6	4	18
213	Westminster	7	1		39	2	49
301	Barking and Dagenham	4					4
302	Barnet	20		30	6	10	66
303	Bexley			4			4
304	Brent	18	2		2		22
305	Bromley	22	2	25	14		63
306	Croydon	7	1		29	11	48
307	Ealing	8	3		6		17
308	Enfield	5		32			37
309	Haringey	3			16		19
310	Harrow		4		35	3	42
311	Havering	7				4	11
312	Hillingdon	8			2		10
313	Hounslow	5					5
314	Kingston upon Thames	2		10	7		19
315	Merton	2			9		11
316	Newham	1					1
317	Redbridge	19		9	5		33
318	Richmond upon Thames		14		39		53
319	Sutton	2		44	4		50
320	Waltham Forest	1		4	5	5	15
330	Birmingham	5		44	18	2	69
331	Coventry	8			20		28
332	Dudley	6				7	13

LEA	LEA name	comprehensive	fe/tertiary/other	grammar	independent	sixth form college	total
333	Sandwell						
334	Solihull	1			10	8	19
335	Walsall	1		22			23
336	Wolverhampton	6		2	5		13
340	Knowsley						
341	Liverpool	8		10	5		23
342	St Helens	5				6	11
343	Sefton	9			15	4	28
344	Wirral	2		14	6	1	23
350	Bolton	7			14	1	22
351	Bury	1	1		10	14	26
352	Manchester	5			45	3	53
353	Oldham	4			5	5	14
354	Rochdale	6					6
355	Salford				2	5	7
356	Stockport				22	15	37
357	Tameside					5	5
358	Trafford			42			42
359	Wigan	2				6	8
370	Barnsley	1	2				3
371	Doncaster	11					11
372	Rotherham	5				5	10
373	Sheffield	32	4		9	2	47
380	Bradford	10			16		26
381	Calderdale	3		10			13
382	Kirklees	2		3		23	28
383	Leeds	32			14	7	53
384	Wakefield	5			16	2	23
390	Gateshead	7			5		12
391	Newcastle upon Tyne	11	1		23		35
392	North Tyneside	8			3		11
393	South Tyneside		1				1
394	Sunderland	6	1		1		8
800	Bath and North East Somerset	14			19		33
801	Bristol	13	1		38	6	58
802	North Somerset	18			3	2	23
803	South Gloucestershire	9	2		2		13
805	Hartlepool					2	2

LEA	LEA name	comprehensive	fe/tertiary/other	grammar	independent	sixth form college	total
806	Middlesbrough					3	3
807	Redcar and Cleveland					4	4
808	Stockton-on-Tees	6			7	2	15
810	Kingston upon Hull	1			7	1	9
811	East Riding of Yorkshire	18			3		21
812	North East Lincolnshire	1				2	3
813	North Lincolnshire					7	7
815	North Yorkshire	49		17	13	6	85
816	York	5	7		15		27
820	Bedfordshire	15			23		38
821	Luton					7	7
825	Buckinghamshire			103	18		121
826	Milton Keynes	13			1		14
830	Derbyshire	31	2		9		42
831	Derby	1			1	4	6
835	Dorset	20			13		33
836	Poole	5		18	12		35
837	Bournemouth	2		8	3		13
840	Durham	25			5		30
841	Darlington	1				4	5
845	East Sussex	10	5		14	3	32
846	Brighton and Hove	4			17	17	38
850	Hampshire	21	23		39	99	182
851	Portsmouth				17	1	18
852	Southampton	2	1		7	5	15
855	Leics	29	1		19	17	66
856	Leicester				10	12	22
857	Rutland				9		9
860	Staffordshire	37	1		7	4	49
861	Stoke-on-Trent			1		8	9
865	Wiltshire	21		13	33		67
866	Swindon	2					10
867	Bracknell Forest	2	8		12		14
868	Windsor and Maidenhead	17			38		55
869	West Berkshire	19			8		27
870	Reading	2		27	4		33
871	Slough			8			8
872	Wokingham	9			5		14

LEA	LEA name	comprehensive	fe/tertiary/other	grammar	independent	sixth form college	total
873	Cambridgeshire	9	1		56	51	117
874	Peterborough	5					5
875	Cheshire	38	1		31	10	80
876	Halton					4	4
877	Warrington	3				5	8
878	Devon	10	13	13	22		58
879	Plymouth	2		12	5		19
880	Torbay			13			13
881	Essex	17	2	44	7	10	80
882	Southend on Sea			22			22
883	Thurrock					6	6
884	Herefordshire	4			4	10	18
885	Worcestershire	16	2		35	10	63
886	Kent	4		87	53		144
887	Medway			5	2		7
888	Lancashire	9	12	43	13	9	86
889	Blackburn with Danwen	2			6	1	9
890	Blackpool	1			5	6	12
891	Notts	26	1		4		31
892	Nottingham	5	1		17	7	30
893	Shropshire	4	1		31	11	47
894	Telford and Wrekin			15	5	4	24
908	Cornwall	11	19		5		35
909	Cumbria	28		6	7	6	47
916	Gloucestershire	17	1	58	23		99
919	Hertfordshire	80	2		83		165
921	Isle of Wight				1		1
925	Lincolnshire	6	2	37	3	2	50
926	Norfolk	23	1		18	14	56
928	Northamptonshire	34			31		65
929	Northumberland	19					19
931	Oxfordshire	38	6		68	3	115
933	Somerset	11	4		30	17	62
935	Suffolk	39			22		61
936	Surrey	30		5	114	29	178
937	Warwickshire	18		26	41	4	89
938	West Sussex	21	6	886	23	10	60
	total	1340	168		1773	609	4776

Table 25: Candidates with Maths, Further Maths and Physics ~ by LEA and school type

LEA	LEA name	comprehensive	fe/tertiary/other	grammar	independent	sixth form college	total
201	City of London				8		8
202	Camden	3			5		8
203	Greenwich						
204	Hackney						
205	Hammersmith and Fulham	3			8		11
206	Islington	2				1	3
207	Kensington and Chelsea		1		4	1	6
208	Lambeth						
209	Lewisham	2			2		4
210	Southwark				13		13
211	Tower Hamlets					1	1
212	Wandsworth	4			3	2	9
213	Westminster	1			30		31
301	Barking and Dagenham	1					1
302	Barnet	6		8	2	7	23
303	Bexley						
304	Brent	6			1		7
305	Bromley	6		12	5		23
306	Croydon	2			14	3	19
307	Ealing	3			3		6
308	Enfield			12			12
309	Haringey	2			7		9
310	Harrow		1		19	1	21
311	Havering						
312	Hillingdon	2					2
313	Hounslow	1					1
314	Kingston upon Thames			5	5		10
315	Merton				5		5
316	Newham						
317	Redbridge	3		2	1		6
318	Richmond upon Thames		8		21		29
319	Sutton			18			18
320	Waltham Forest			1	4	2	7
330	Birmingham	2		18	6	1	27
331	Coventry	3			8		11
332	Dudley	2				3	5

LEA	LEA name	comprehensive	fe/tertiary/other	grammar	independent	sixth form college	total
333	Sandwell				7	6	13
334	Solihull						11
335	Walsall			11			11
336	Wolverhampton	3		1	1		5
340	Knowsley						
341	Liverpool	2		3	2		7
342	St Helens	3				2	5
343	Sefton	8			1	2	11
344	Mirral	2		6	1		9
350	Bolton	2			5		7
351	Bury				2	3	5
352	Manchester	3			15	1	19
353	Oldham	3			3	2	8
354	Rochdale	1					1
355	Salford				1	1	2
356	Stockport				10	5	15
357	Tameside						
358	Trafford			12			12
359	Wigan	2				3	5
370	Barnsley		1				1
371	Doncaster	1					1
372	Rotherham	1				4	5
373	Sheffield	10	1		7	1	19
380	Bradford	2			2		4
381	Calderdale			2			2
382	Kirklees			1		5	6
383	Leeds	10			8	4	22
384	Wakefield	2			4		6
390	Gateshead	4			2		6
391	Newcastle upon Tyne	5			5		10
392	North Tyneside	2			1		3
393	South Tyneside		1				1
394	Sunderland	3					3
800	Bath and North East Somerset	6			4		10
801	Bristol	7			15	3	25
802	North Somerset	5			3		8
803	South Gloucestershire	6			1		7
805	Hartlepool					1	1

LEA	LEA name	comprehensive	fe/tertiary/other	grammar	independent	sixth form college	total
806	Middlesbrough					2	2
807	Redcar and Cleveland					2	2
808	Stockton-on-Tees	3			1		4
810	Kingston upon Hull				1		1
811	East Riding of Yorkshire	4			2		6
812	North East Lincolnshire	1				2	3
813	North Lincolnshire					1	1
815	North Yorkshire	14		10	9	3	36
816	York	3	5		8		16
820	Bedfordshire	4			10		14
821	Luton					5	5
825	Buckinghamshire			51	5		56
826	Milton Keynes	7					7
830	Derbyshire	11			4		15
831	Derby				1	2	3
835	Dorset	9			4		13
836	Poole	1		10	4		15
837	Bournemouth			2	1		3
840	Durham	5					5
841	Darlington	1					1
845	East Sussex	2	2		5	1	10
846	Brighton and Hove	1			6	9	16
850	Hampshire	10	12		24	50	96
851	Portsmouth				6	1	7
852	Southampton	1	1		3	3	8
855	Leics	14	1		7	1	23
856	Leicester				4	3	7
857	Rutland				6		6
860	Staffordshire	9			4		13
861	Stoke-on-Trent					2	2
865	Wiltshire	8		1	22		31
866	Swindon	1	3				4
867	Bracknell Forest	2			5		7
868	Windsor and Maidenhead	7			24		31
869	West Berkshire	7			6		13
870	Reading	1		13	1		15
871	Slough			2			2
872	Wokingham	1			2		3

LEA	LEA name	comprehensive	fe/tertiary/other	grammar	independent	sixth form college	total
873	Cambridgeshire	3			24	33	60
874	Peterborough	3					3
875	Cheshire	15			12	2	29
876	Halton					1	1
877	Warrington	1				3	4
878	Devon	4	5	5	6		20
879	Plymouth	1		3	5		9
880	Torbay			2			2
881	Essex	5		13	3	3	24
882	Southend on Sea			11			11
883	Thurrock					4	4
884	Herefordshire				1	5	6
885	Worcestershire	8	2		17	6	33
886	Kent	2		40	22		64
887	Medway			1			1
888	Lancashire	2	3	12	3	1	21
889	Blackburn with Darwen				1		1
890	Blackpool	1			1	2	4
891	Notts	10	1		1		12
892	Nottingham	3	1		4	2	10
893	Shropshire				12	8	20
894	Telford and Wrekin			4	2	3	9
908	Cornwall	3	11		3		17
909	Cumbria	9		3	4	1	17
916	Gloucestershire	6	1	27	6		40
919	Hertfordshire	37			40		77
921	Isle of Wight						
925	Lincolnshire	3	1	17	1	1	23
926	Norfolk	13	1		11	2	27
928	Northamptonshire	11			13		24
929	Northumberland	10					10
931	Oxfordshire	23	4		38	1	66
933	Somerset	1	1		11	7	20
935	Suffolk	14			9		23
936	Surrey	14		2	38	17	71
937	Warwickshire	7		14	20		42
938	West Sussex	11	3		9		26
	total	494	71	355	766	258	1944

Table 26: Candidates with Economics / Business Studies and a maths subject ~ by LEA and school type

LEA	LEA name	comprehensive	fe/tertiary/other	grammar	independent	sixth form college	total
201	City of London				12		12
202	Camden	3			7		10
203	Greenwich				1		1
204	Hackney						
205	Hammersmith and Fulham	3			15		18
206	Islington					1	1
207	Kensington and Chelsea	3	7		6	2	18
208	Lambeth				1		1
209	Lewisham				3		3
210	Southwark				19		19
211	Tower Hamlets	1				2	3
212	Wandsworth	3			3	2	8
213	Westminster		1		31	2	34
301	Barking and Dagenham						
302	Barnet	11		29	3	8	51
303	Bexley			11			11
304	Brent	16			2		18
305	Bromley	4		21	7		32
306	Croydon	1			19	5	25
307	Ealing	5			1		6
308	Enfield	5		23			28
309	Haringey				13		13
310	Harrow				28	13	41
311	Havering	4				4	8
312	Hillingdon	3			5		8
313	Hounslow	3					3
314	Kingston upon Thames		1	12			13
315	Merton	2			9		11
316	Newham	5				1	6
317	Redbridge	16		2	5		23
318	Richmond upon Thames		2		38		40
319	Sutton	2		24	2		28
320	Waltham Forest			6	5	2	13
330	Birmingham	3		11	9		23
331	Coventry	1			5		6
332	Dudley		1			7	8

LEA	LEA name	comprehensive	fe/tertiary/other	grammar	independent	sixth form college	total
333	Sandwell	1					1
334	Solihull				7	2	9
335	Walsall			11			11
336	Wolverhampton	2		3	1		6
340	Knowsley						
341	Liverpool			2	2		4
342	St Helens	2				2	4
343	Sefton				4	2	6
344	Wirral	1		2	2		5
350	Bolton	1			5		6
351	Bury		1		3	3	7
352	Manchester				5	4	9
353	Oldham					1	1
354	Rochdale						
355	Salford						
356	Stockport						
357	Tameside				5	3	8
358	Trafford			8			8
359	Wigan					3	3
370	Barnsley						
371	Doncaster	5					5
372	Rotherham	2				1	3
373	Sheffield	5			2	1	8
380	Bradford	1			6		7
381	Calderdale			4			4
382	Kirklees	1		1		12	14
383	Leeds	2			10	4	16
384	Wakefield				5	1	6
390	Gateshead	1			2		3
391	Newcastle upon Tyne	2			28		30
392	North Tyneside	1					1
393	South Tyneside		1				1
394	Sunderland	1					1
800	Bath and North East Somerset	6			6		12
801	Bristol		2		11	2	15
802	North Somerset	8			1		9
803	South Gloucestershire						
805	Hartlepool						

LEA	LEA name	comprehensive	fe/tertiary/other	grammar	independent	sixth form college	total
806	Middlesbrough				1		1
807	Redcar and Cleveland					3	3
808	Stockton-on-Tees	1			2	1	4
810	Kingston upon Hull	1			4		5
811	East Riding of Yorkshire	3			1		4
812	North East Lincolnshire	1					1
813	North Lincolnshire					7	7
815	North Yorkshire	8		5	4	2	19
816	York	1	3		4		8
820	Bedfordshire	8			10		18
821	Luton					3	3
825	Buckinghamshire			32	7		39
826	Milton Keynes	5					5
830	Derbyshire	4	1		12		17
831	Derby				2		2
835	Dorset	1			2		3
836	Poole	5		5	7		17
837	Bournemouth			2			2
840	Durham	4			1		5
841	Darlington				1	2	3
845	East Sussex	3	4		9		16
846	Brighton and Hove	2			8	11	21
850	Hampshire	4	5		21	36	66
851	Portsmouth				5	1	6
852	Southampton				2	1	3
855	Leics	19	3		8		30
856	Leicester	2			2	5	9
857	Rutland				8		8
860	Staffordshire	3			2		5
861	Stoke-on-Trent			1		1	2
865	Wiltshire	12		6	11		29
866	Swindon		3				3
867	Bracknell Forest	3			8		11
868	Windsor and Maidenhead	4			41		45
869	West Berkshire	2			6		8
870	Reading			10	6		16
871	Slough			4			4
872	Wokingham	4					4

LEA	LEA name	comprehensive	fe/tertiary/other	grammar	independent	sixth form college	total
873	Cambridgeshire	2			16	22	40
874	Peterborough	5					5
875	Cheshire	6	1		6	5	18
876	Halton					1	1
877	Warrington						
878	Devon		2	2	5		9
879	Plymouth			2	2		4
880	Torbay			5			5
881	Essex	7		20	6	6	39
882	Southend on Sea	1		5			6
883	Thurrock						
884	Herefordshire	1			4	7	12
885	Worcestershire	2			23	1	26
886	Kent			37	35		72
887	Medway			3			3
888	Lancashire	3	9	6		2	20
889	Blackburn with Darwen				1		1
890	Blackpool				1	2	3
891	Notts	5			1		6
892	Nottingham	2			5	1	8
893	Shropshire				9	4	13
894	Telford and Wrekin			1			1
908	Cornwall	1	3				4
909	Cumbria	6			1		7
916	Gloucestershire	12	1	16	13		42
919	Hertfordshire	51	1		88		140
921	Isle of Wight						
925	Lincolnshire		1	5		1	7
926	Norfolk	4			8	2	14
928	Northamptonshire	9			17		26
929	Northumberland	5					5
931	Oxfordshire	10	3		31		44
933	Somerset		2		15	2	19
935	Suffolk	11			5		16
936	Surrey	8		5	79	7	99
937	Warwickshire	2		18	16		36
938	West Sussex	3	1		13	4	21
	total	392	59	360	949	230	1990

Table 27: Candidates with English Literature ~ by LEA and school type

LEA	LEA name	comprehensive	fe/tertiary/other	grammar	independent	sixth form college	total
201	City of London				28		28
202	Camden	43			44	1	88
203	Greenwich	5			7		12
204	Hackney	2					2
205	Hammersmith and Fulham	20	1		72		93
206	Islington					3	3
207	Kensington and Chelsea	14	3		6	5	28
208	Lambeth				6		6
209	Lewisham	5			15		20
210	Southwark				46		46
211	Tower Hamlets	3				6	9
212	Wandsworth	17			11	5	33
213	Westminster	12	2		64		78
301	Barking and Dagenham	3					3
302	Barnet	34	1	42	13	12	102
303	Bexley			12			12
304	Brent	18					18
305	Bromley	28		21	12		61
306	Croydon	11			32	1	44
307	Ealing	10			14		24
308	Enfield	7		39	1		47
309	Haringey	7			24		31
310	Harrow		1		54	16	71
311	Havering	16				7	23
312	Hillingdon	19			8		27
313	Hounslow	14					14
314	Kingston upon Thames	9		27	14		50
315	Merton	6			23		29
316	Newham	3					3
317	Redbridge	16		1	12		29
318	Richmond upon Thames		12		50		62
319	Sutton	8		30	7		45
320	Waltham Forest	5		11	5	5	26
330	Birmingham	15	2	32	22	2	73
331	Coventry	9			13		22
332	Dudley	2	1			11	14

LEA	LEA name	comprehensive	fe/tertiary/other	grammar	independent	sixth form college	total
333	Sandwell						
334	Solihull	5			13	4	22
335	Walsall	6		8			14
336	Wolverhampton	4		7	4		15
340	Knowsley						
341	Liverpool	15	1	2	4		22
342	St Helens	2				6	8
343	Sefton	6			8	8	22
344	Wirral	5		24	4	2	35
350	Bolton	16			12	1	29
351	Bury	3			12	14	29
352	Manchester	8			33	9	50
353	Oldham				3	7	10
354	Rochdale	2					2
355	Salford					4	4
356	Stockport				10	21	31
357	Tameside	3				4	7
358	Trafford	1		38			39
359	Wigan	1				22	23
370	Barnsley	1	3				4
371	Doncaster	21					21
372	Rotherham	7				3	10
373	Sheffield	38	1		11	1	51
380	Bradford	16			11	3	30
381	Calderdale	4		9			13
382	Kirklees	4		3		29	36
383	Leeds	29			17	13	59
384	Wakefield	2	1		6	16	25
390	Gateshead	6			4		10
391	Newcastle upon Tyne	14			25		39
392	North Tyneside	11			2		13
393	South Tyneside	6	1				7
394	Sunderland	9	5				14
800	Bath and North East Somerset	21	1		30		52
801	Bristol	6	1		60	6	73
802	North Somerset	23			1		24
803	South Gloucestershire	8	1				9
805	Hartlepool					3	3

LEA	LEA name	comprehensive	fe/tertiary/other	grammar	independent	sixth form college	total
806	Middlesbrough				1	2	3
807	Redcar and Cleveland					8	8
808	Stockton-on-Tees	6			8	4	18
810	Kingston upon Hull	2			6	2	10
811	East Riding of Yorkshire	11			12		23
812	North East Lincolnshire					3	3
813	North Lincolnshire					2	2
815	North Yorkshire	43		18	22	9	92
816	York	9	3		15		27
820	Bedfordshire	22			24		46
821	Luton					2	2
825	Buckinghamshire	4		117	34		155
826	Milton Keynes	12			1		13
830	Derbyshire	61	3		10		74
831	Derby	4	1				5
835	Dorset	24			19		43
836	Poole	6		19	11		36
837	Bournemouth	2	1	16	4		23
840	Durham	24			3		27
841	Darlington	1			1	7	9
845	East Sussex	14	8		18	6	46
846	Brighton and Hove	1			19	24	44
850	Hampshire	9	18		49	87	163
851	Portsmouth				12	3	15
852	Southampton	2			9	5	16
855	Leics	25			12		37
856	Leicester				8	10	18
857	Rutland				19	2	21
860	Staffordshire	32	4		14	8	58
861	Stoke-on-Trent			1		7	8
865	Wiltshire	27		25	38		90
866	Swindon	3					9
867	Bracknell Forest	2	6		14		16
868	Windsor and Maidenhead	7			72		79
869	West Berkshire	22			13		35
870	Reading	3	1	28	19		51
871	Slough			10			10
872	Wokingham	12			13		25

LEA	LEA name	comprehensive	fe/tertiary/other	grammar	independent	sixth form college	total
873	Cambridgeshire	9			36	48	93
874	Peterborough	7					7
875	Cheshire	52	6		13	14	85
876	Halton					2	2
877	Warrington	6				5	11
878	Devon	12	17	8	31		68
879	Plymouth	6		20	2		28
880	Torbay	1		34			35
881	Essex	43		68	15	15	141
882	Southeast on Sea			35			35
883	Thurrock					10	10
884	Herefordshire	2			6	13	21
885	Worcestershire	25			21	10	56
886	Kent	9		169	75		253
887	Medway			21	2		23
888	Lancashire	13	25	28	8	16	90
889	Blackburn with Danwen				5	4	9
890	Blackpool				3	2	5
891	Notts	37			2		39
892	Nottingham	7	1		21	16	45
893	Shropshire	2			29	14	45
894	Telford and Wrekin	1		12	5	4	22
908	Cornwall	14	8		7		29
909	Cumbria	28		2	6	3	39
916	Gloucestershire	39	3	48	55		145
919	Hertfordshire	146	2		143		291
921	Isle of Wight	4			3		7
925	Lincolnshire	10	1	53	6	5	75
926	Norfolk	37	1		22	10	70
928	Northamptonshire	32			32		64
929	Northumberland	27			1		28
931	Oxfordshire	33	7		108	5	153
933	Somerset	6	5		21	19	51
935	Suffolk	41			23		64
936	Surrey	57	1	8	158	48	272
937	Warwickshire	14	1	40	47	8	110
938	West Sussex	24	6		24	18	72
	total	1798	167	1086	2303	730	6084

Table 28: Candidates with a language subject ~ by LEA and school type

LEA	LEA name	comprehensive	fe/tertiary/other	grammar	independent	sixth form college	total
201	City of London				36		36
202	Camden	14			33		47
203	Greenwich				8		8
204	Hackney	2			1		3
205	Hammersmith and Fulham	19			81		100
206	Islington						
207	Kensington and Chelsea	12	3		19		34
208	Lambeth				6		6
209	Lewisham	3			9		12
210	Southwark				64		64
211	Tower Hamlets	1					1
212	Wandsworth	13			14	2	29
213	Westminster	5	2		73		80
301	Barking and Dagenham						
302	Barnet	22		50	7	6	85
303	Bexley			6			6
304	Brent	7	3		1		11
305	Bromley	5	2	26	21		54
306	Croydon	7			32		39
307	Ealing	11			11		22
308	Enfield	3		34	1		38
309	Haringey	1			18		19
310	Harrow				56	6	62
311	Havering	11				3	14
312	Hillingdon	4			8		12
313	Hounslow	4					4
314	Kingston upon Thames	2		18	15		35
315	Merton	3			21		24
316	Newham	1					1
317	Redbridge	7		3	14		24
318	Richmond upon Thames		10		73		83
319	Sutton	4		31	4		39
320	Waltham Forest	2		12	10	2	26
330	Birmingham	4		36	27	2	69
331	Coventry	4			12		16
332	Dudley	1				2	3

LEA	LEA name	comprehensive	fe/tertiary/other	grammar	independent	sixth form college	total
333	Sandwell	1					1
334	Solihull				12	14	26
335	Walsall	1		16			17
336	Wolverhampton	2		14	1		17
340	Knowsley						
341	Liverpool	18		3	6		27
342	St Helens					8	8
343	Sefton	8			12	6	26
344	Wirral	2		25	8	2	37
350	Bolton	5			21		26
351	Bury	1	1		5	7	14
352	Manchester	8			90	7	105
353	Oldham	7			3	2	12
354	Rochdale	1					1
355	Salford					4	4
356	Stockport					8	26
357	Tameside	3			18	1	4
358	Trafford	1		33			34
359	Wigan	1				23	24
370	Barnsley	1	2				3
371	Doncaster	7					7
372	Rotherham	9				6	15
373	Sheffield	31	1		10		42
380	Bradford	10			20		30
381	Calderdale	3		6			9
382	Kirklees	1				49	50
383	Leeds	23			20	7	50
384	Wakefield	2			14	1	17
390	Gateshead	5			7		12
391	Newcastle upon Tyne	7			24		31
392	North Tyneside	6			5		11
393	South Tyneside	2	1				3
394	Sunderland	4					4
800	Bath and North East Somerset	14			25		39
801	Bristol	10			61	4	75
802	North Somerset	7			2		9
803	South Gloucestershire	2					2
805	Hartlepool	3				2	5

LEA	LEA name	comprehensive	fe/tertiary/other	grammar	independent	sixth form college	total
806	Middlesbrough					1	1
807	Redcar and Cleveland					4	4
808	Stockton-on-Tees	4			8	2	14
810	Kingston upon Hull				7		7
811	East Riding of Yorkshire	5			6		11
812	North East Lincolnshire	1					1
813	North Lincolnshire					2	2
815	North Yorkshire	28	1	14	43	6	92
816	York	9	7		18		34
820	Bedfordshire	21			23		44
821	Luton					3	3
825	Buckinghamshire			89	35		124
826	Milton Keynes	3					3
830	Derbyshire	29			16		45
831	Derby	4			3		7
835	Dorset	15			35		50
836	Poole	1		7	9		17
837	Bournemouth		1	5	4		10
840	Durham	25			5		30
841	Darlington					10	12
845	East Sussex	3	6		28	3	40
846	Brighton and Hove	1			25	10	36
850	Hampshire	17	6		53	51	127
851	Portsmouth				14	4	18
852	Southampton					1	9
855	Leics	14	1		19	1	35
856	Leicester				3	5	8
857	Rutland				22	2	24
860	Staffordshire	21			7	5	33
861	Stoke-on-Trent			3		2	5
865	Wiltshire	13		15	40		68
866	Swindon	2					5
867	Bracknell Forest	2	3		16		18
868	Windsor and Maidenhead	10			110		120
869	West Berkshire	7			16		23
870	Reading			23	15		38
871	Slough			13			13
872	Wokingham	11			7		18

LEA	LEA name	comprehensive	fe/tertiary/other	grammar	independent	sixth form college	total
873	Cambridgeshire	4			50	47	101
874	Peterborough	9					9
875	Cheshire	31	3		28	10	72
876	Halton					2	2
877	Warrington	2				6	8
878	Devon	14	13	6	14		47
879	Plymouth	1		11	2		14
880	Torbay	1		12			13
881	Essex	18	1	42	18	8	87
882	Southeast on Sea			12			12
883	Thurrock					4	4
884	Herefordshire	4			2	10	16
885	Worcestershire	8			35	2	45
886	Kent	5		82	102		189
887	Medway			16	3		19
888	Lancashire	9	21	33	10	9	82
889	Blackburn with Danwen	1			3	2	6
890	Blackpool				3		3
891	Notts	26			5		31
892	Nottingham	8			31	7	46
893	Shropshire		1		30	11	42
894	Telford and Wrekin			14	4	1	19
908	Cornwall	6	8		7		21
909	Cumbria	22		3	9		34
916	Gloucestershire	16	2	28	60		106
919	Hertfordshire	84			147		231
921	Isle of Wight	1			3		4
925	Lincolnshire	9		27	4		40
926	Norfolk	9			31	10	50
928	Northamptonshire	10			45		55
929	Northumberland	6					6
931	Oxfordshire	25	5		116	4	150
933	Somerset	7	4		47	12	70
935	Suffolk	19			24		43
936	Surrey	29		14	166	18	227
937	Warwickshire	11		28	48	2	89
938	West Sussex	15	4		33	9	61
	total	1034	112	810	2716	460	5132

Table 29: Candidates with History ~ by LEA and school type

LEA	LEA name	comprehensive	fe/tertiary/other	grammar	independent	sixth form college	total
201	City of London				34		34
202	Camden	26			39	1	66
203	Greenwich	5			5		10
204	Hackney	2					2
205	Hammersmith and Fulham	16			56		72
206	Islington	1					1
207	Kensington and Chelsea	10	1		9	1	21
208	Lambeth				5		5
209	Lewisham	4			10		14
210	Southwark				56		56
211	Tower Hamlets	5				6	11
212	Wandsworth	15			6	2	23
213	Westminster	8	1		84		93
301	Barking and Dagenham	4					4
302	Barnet	32	2	37	11	9	91
303	Bexley			13			13
304	Brent	28					28
305	Bromley	16		31	20		67
306	Croydon	10			21	2	33
307	Ealing	17			13		30
308	Enfield	8		25			33
309	Haringey	7			15		22
310	Harrow		3		55	12	70
311	Havering	16				10	26
312	Hillingdon	18			8		26
313	Hounslow	20					20
314	Kingston upon Thames	10		19	16		45
315	Merton	3			15		18
316	Newham	1					1
317	Redbridge	14		5	12		31
318	Richmond upon Thames		17		62		79
319	Sutton	7		27	5		39
320	Waltham Forest	3		14	13	6	36
330	Birmingham	17		45	21	3	86
331	Coventry	10			15		25
332	Dudley	1	2			16	19

LEA	LEA name	comprehensive	fe/tertiary/other	grammar	independent	sixth form college	total
333	Sandwell	1					1
334	Solihull	6			13	6	25
335	Walsall	5		16			21
336	Wolverhampton	4		7	6		17
340	Knowsley	1					1
341	Liverpool	15	1	5	8		29
342	St Helens	3				6	9
343	Sefton	6			10	14	30
344	Wirral	5		29	5	2	41
350	Bolton	11			25	1	37
351	Bury	4			12	13	29
352	Manchester	4			82	14	100
353	Oldham	5			3	6	14
354	Rochdale	3					3
355	Salford				1	2	3
356	Stockport				6	22	28
357	Tameside	6				3	9
358	Trafford	1		44			45
359	Wigan	1				19	20
370	Barnsley	4	3				7
371	Doncaster	13					13
372	Rotherham	4				4	8
373	Sheffield	38	4		16	2	60
380	Bradford	17			14		31
381	Calderdale	3		13			16
382	Kirklees			3		49	52
383	Leeds	39			19	7	65
384	Wakefield	5			15	8	28
390	Gateshead	6			4		10
391	Newcastle upon Tyne	10			29		39
392	North Tyneside	8			2		10
393	South Tyneside	3					3
394	Sunderland	7	2				9
800	Bath and North East Somerset	25			20	8	45
801	Bristol	11			60		79
802	North Somerset	13					13
803	South Gloucestershire	6	2				8
805	Hartlepool	3				2	5

LEA	LEA name	comprehensive	fe/tertiary/other	grammar	independent	sixth form college	total
806	Middlesbrough				1		1
807	Redcar and Cleveland					10	10
808	Stockton-on-Tees	5			6	4	15
810	Kingston upon Hull	2			4		6
811	East Riding of Yorkshire	14			3		17
812	North East Lincolnshire	1				5	6
813	North Lincolnshire					1	1
815	North Yorkshire	51		15	22	7	95
816	York	12	6		13		31
820	Bedfordshire	34			19		53
821	Luton					4	4
825	Buckinghamshire	2	1	113	29		145
826	Milton Keynes	7			2		9
830	Derbyshire	70	2		8		80
831	Derby	2	1		4		7
835	Dorset	17			19		36
836	Poole	6		16	4		26
837	Bournemouth			18			18
840	Durham	28			8		36
841	Darlington				2	23	25
845	East Sussex	7	7		14	6	34
846	Brighton and Hove	4			17	24	45
850	Hampshire	13	22		38	103	176
851	Portsmouth	1			15	1	17
852	Southampton	1			6	4	11
855	Leics	18			13		31
856	Leicester	2			5	8	15
857	Rutland				32	5	37
860	Staffordshire	42	3		8	3	56
861	Stoke-on-Trent			3		4	7
865	Wiltshire	20		21	39		80
866	Swindon	2					10
867	Bracknell Forest	6	8		14		20
868	Windsor and Maidenhead	10			70		80
869	West Berkshire	16			13		29
870	Reading	2		20	17		39
871	Slough			14			14
872	Wokingham	12			6		18

LEA	LEA name	comprehensive	fe/tertiary/other	grammar	independent	sixth form college	total
873	Cambridgeshire	10			53	106	169
874	Peterborough	15					15
875	Cheshire	57	7		16	18	98
876	Halton	1					1
877	Warrington	11				4	15
878	Devon	23	9	6	20		58
879	Plymouth	4		20			24
880	Torbay	3		22			25
881	Essex	53	4	76	15	18	166
882	Southeast on Sea			32			32
883	Thurrock					10	10
884	Herefordshire	5			5	16	26
885	Worcestershire	21			20	7	48
886	Kent	10		145	70		225
887	Medway			15	3		18
888	Lancashire	13	21	38	2	7	81
889	Blackburn with Danwen	2			4	3	9
890	Blackpool				8		8
891	Notts	23			2		25
892	Nottingham	9			21	13	43
893	Shropshire	4	1		19	29	53
894	Telford and Wrekin	1		7	8	4	20
908	Cornwall	14	13		7		34
909	Cumbria	33		6	4		43
916	Gloucestershire	32	5	36	45		118
919	Hertfordshire	143			156		299
921	Isle of Wight	2			2		4
925	Lincolnshire	14		55	7	3	79
926	Norfolk	21			21	9	51
928	Northamptonshire	27			48		75
929	Northumberland	26			1		27
931	Oxfordshire	27	8		84	4	123
933	Somerset	6	9		30	15	60
935	Suffolk	51			28		79
936	Surrey	52	1	17	137	47	254
937	Warwickshire	11	2	32	42		92
938	West Sussex	21	8	1060	25	11	65
	total	1782	176		2310	797	6125

Table 30: Candidates with Geography ~ by LEA and school type

LEA	LEA name	comprehensive	fe/tertiary/other	grammar	independent	sixth form college	total
201	City of London				5		5
202	Camden	6			19		25
203	Greenwich				3		3
204	Hackney						
205	Hammersmith and Fulham	6			20		26
206	Islington						
207	Kensington and Chelsea	5			2	1	8
208	Lambeth				3		3
209	Lewisham				4		4
210	Southwark				11		11
211	Tower Hamlets					3	3
212	Wandsworth	2			8		10
213	Westminster	1			14		15
301	Barking and Dagenham	1					1
302	Barnet	6		24	1	4	35
303	Bexley	1		8			9
304	Brent	4					4
305	Bromley	13		9	10		32
306	Croydon	5			14		19
307	Ealing	4			6		10
308	Enfield	3		17			20
309	Haringey	3			4		7
310	Harrow		2		25	1	28
311	Havering	12				2	14
312	Hillingdon	3			8		11
313	Hounslow	4					4
314	Kingston upon Thames	3		16	14		33
315	Merton				9		9
316	Newham	1				1	2
317	Redbridge	5		3	6		14
318	Richmond upon Thames		4		36		40
319	Sutton	6		10	4		20
320	Waltham Forest	1		11	3	1	16
330	Birmingham	3		22	18	1	44
331	Coventry	3			8		11
332	Dudley	2				4	6

LEA	LEA name	comprehensive	fe/tertiary/other	grammar	independent	sixth form college	total
333	Sandwell						
334	Solihull	3			12	6	21
335	Walsall	4		10			14
336	Wolverhampton	1		4	11		16
340	Knowsley						
341	Liverpool	6			6		12
342	St Helens	5				4	9
343	Sefton	1			8	10	19
344	Mirral	2		13	7		22
350	Bolton	6			22		28
351	Bury				4	6	10
352	Manchester	2			32	4	38
353	Oldham	3			4	1	8
354	Rochdale						
355	Salford						
356	Stockport				6	8	14
357	Tameside	5				1	6
358	Trafford			18			18
359	Wigan					8	8
370	Barnsley	4	1				5
371	Doncaster	2					2
372	Rotherham	5				1	6
373	Sheffield	19	2		10	1	32
380	Bradford	7			12	2	21
381	Calderdale	5		6			11
382	Kirklees			3		29	32
383	Leeds	16			10	4	30
384	Wakefield	1			5	2	8
390	Gateshead	1			3		4
391	Newcastle upon Tyne	2			21		23
392	North Tyneside	1	1				2
393	South Tyneside	3					3
394	Sunderland	3					3
800	Bath and North East Somerset	14	1		15		30
801	Bristol	5	1		29	4	39
802	North Somerset	7					7
803	South Gloucestershire	6	3				9
805	Hartlepool						

LEA	LEA name	comprehensive	fe/tertiary/other	grammar	independent	sixth form college	total
806	Middlesbrough						
807	Redcar and Cleveland					5	5
808	Stockton-on-Tees	6			3	4	13
810	Kingston upon Hull				3	3	6
811	East Riding of Yorkshire	7			4		11
812	North East Lincolnshire					2	2
813	North Lincolnshire					7	7
815	North Yorkshire	30		19	5	1	55
816	York	8	4		13		25
820	Bedfordshire	8			16		24
821	Luton						
825	Buckinghamshire	2		67	15		84
826	Milton Keynes	4					4
830	Derbyshire	24	1		5		30
831	Derby				3		3
835	Dorset	7			2		9
836	Poole			11	3		14
837	Bournemouth			8	2		10
840	Durham	13			5		18
841	Darlington					8	8
845	East Sussex	6	1		8		15
846	Brighton and Hove	1			9	8	18
850	Hampshire	10	16		15	43	84
851	Portsmouth				6	1	7
852	Southampton	1			7	3	11
855	Leics	21			8	2	31
856	Leicester	1			4	5	10
857	Rutland				15	1	16
860	Staffordshire	16	1		6	3	26
861	Stoke-on-Trent			1			1
865	Wiltshire	18		2	13		33
866	Swindon	1					6
867	Bracknell Forest	6	5		15		21
868	Windsor and Maidenhead	5			30		35
869	West Berkshire	6			4		10
870	Reading	3		10	3		16
871	Slough			3			3
872	Wokingham	4			4		8

LEA	LEA name	comprehensive	fe/tertiary/other	grammar	independent	sixth form college	total
873	Cambridgeshire	8			17	17	42
874	Peterborough	13			1		14
875	Cheshire	20			17	4	41
876	Halton	1					1
877	Warrington	3				1	4
878	Devon	15	14	7	17		53
879	Plymouth	3		5			8
880	Torbay			14	1		15
881	Essex	42	1	41	11	15	110
882	Southend on Sea	2		12			14
883	Thurrock					1	1
884	Herefordshire	5			3	9	17
885	Worcestershire	15			23	6	44
886	Kent	3		89	32		124
887	Medway			12	2		14
888	Lancashire	4	10	30	3	5	52
889	Blackburn with Danwen	2				2	4
890	Blackpool				4	4	8
891	Notts	33			1		34
892	Nottingham	2			15	7	24
893	Shropshire	6	1		12	7	26
894	Telford and Wrekin	1		3	4		8
908	Cornwall	9	3		8		20
909	Cumbria	13		2	1	2	18
916	Gloucestershire	22	2	16	18		58
919	Hertfordshire	64			63		127
921	Isle of Wight	2			3		5
925	Lincolnshire	10	1	33	3	3	50
926	Norfolk	16			11	8	35
928	Northamptonshire	24			9		33
929	Northumberland	12			1		13
931	Oxfordshire	27	3		61	2	93
933	Somerset	9	8		14	7	38
935	Suffolk	19			8		27
936	Surrey	23		9	75	20	127
937	Warwickshire	5		9	19		33
938	West Sussex	7	7		10	8	32
	total	890	93	577	1165	333	3058

Table 31: Candidates with Psychology ~ by LEA and school type

LEA	LEA name	comprehensive	fe/tertiary/other	grammar	independent	sixth form college	total
201	City of London				2		2
202	Camden	5	1				6
203	Greenwich	3					3
204	Hackney						
205	Hammersmith and Fulham						
206	Islington					2	2
207	Kensington and Chelsea					4	4
208	Lambeth						
209	Lewisham				2		2
210	Southwark				2		2
211	Tower Hamlets	4				4	8
212	Wandsworth	7			1	1	9
213	Westminster	8			1		9
301	Barking and Dagenham	2					2
302	Barnet	14	1	5	3	10	33
303	Bexley	1		7			8
304	Brent	11			1		12
305	Bromley	12		11			23
306	Croydon	4			1		5
307	Ealing	9	1				10
308	Enfield	2					2
309	Haringey	4					4
310	Harrow		2			10	15
311	Havering	8			3		17
312	Hillingdon	19				9	24
313	Hounslow	9			5		9
314	Kingston upon Thames	6		19	10		35
315	Merton	4			4		8
316	Newham	5				3	8
317	Redbridge	18					18
318	Richmond upon Thames		10				17
319	Sutton	3		12	7		15
320	Waltham Forest	3		4		3	10
330	Birmingham	9	3	26	5	5	48
331	Coventry	11			4		15
332	Dudley	3				33	36

LEA	LEA name	comprehensive	fe/tertiary/other	grammar	independent	sixth form college	total
333	Sandwell						
334	Solihull	4			10	15	29
335	Walsall	5		5			10
336	Wolverhampton	2		3	1		6
340	Knowsley						
341	Liverpool	2					2
342	St Helens					14	14
343	Sefton	1				8	9
344	Wirral	8		15	1	3	27
350	Bolton	11			2	2	15
351	Bury		6		2	14	22
352	Manchester	5			21	10	36
353	Oldham	9				14	23
354	Rochdale	3					3
355	Salford					5	5
356	Stockport				8	14	22
357	Tameside		1			6	7
358	Trafford			21			21
359	Wigan	2				31	33
370	Barnsley		6				6
371	Doncaster	6					6
372	Rotherham	3				5	8
373	Sheffield	27	2			1	30
380	Bradford	15	1		6	2	24
381	Calderdale	2		8			10
382	Kirklees	2		6		34	42
383	Leeds	21				9	30
384	Wakefield	3	2		1	16	22
390	Gateshead	3					3
391	Newcastle upon Tyne	4	1		23		28
392	North Tyneside	1	2				3
393	South Tyneside	3					3
394	Sunderland	4	2				6
800	Bath and North East Somerset	6	2		1		9
801	Bristol	3	1		34	7	45
802	North Somerset	19				1	20
803	South Gloucestershire	5	6				11
805	Hartlepool					1	1

LEA	LEA name	comprehensive	fe/tertiary/other	grammar	independent	sixth form college	total
806	Middlesbrough				2	1	3
807	Redcar and Cleveland					3	3
808	Stockton-on-Tees	1			3	3	7
810	Kingston upon Hull				5	4	9
811	East Riding of Yorkshire	6			4		10
812	North East Lincolnshire					5	5
813	North Lincolnshire					7	7
815	North Yorkshire	35		3		7	45
816	York	6	2		2		10
820	Bedfordshire	6			1		7
821	Luton					1	1
825	Buckinghamshire	2		49	1		52
826	Milton Keynes	7					7
830	Derbyshire	26	2		1		29
831	Derby	1	1			1	3
835	Dorset	14			3		17
836	Poole			9			9
837	Bournemouth	1	1	15			17
840	Durham	11					11
841	Darlington	1				21	22
845	East Sussex	4	2		2	9	17
846	Brighton and Hove				3	11	14
850	Hampshire	8	14		3	88	113
851	Portsmouth				2	5	7
852	Southampton	1				2	3
855	Leics	25					25
856	Leicester	3	1			13	17
857	Rutland					2	2
860	Staffordshire	12	3			3	18
861	Stoke-on-Trent			1		5	6
865	Wiltshire	21		6	4		31
866	Swindon	3					9
867	Bracknell Forest	4	6		2		6
868	Windsor and Maidenhead	2			4		6
869	West Berkshire	4			1		5
870	Reading	1	1		8		10
871	Slough			3			3
872	Wokingham	8					8

LEA	LEA name	comprehensive	fe/tertiary/other	grammar	independent	sixth form college	total
873	Cambridgeshire	2			11	44	57
874	Peterborough	4					4
875	Cheshire	30	6		8	11	55
876	Halton					1	1
877	Warrington	5				7	12
878	Devon	11	7	4	6		28
879	Plymouth	1		4			5
880	Torbay			11			11
881	Essex	26	2	15	4	18	65
882	Southeast on Sea			18			18
883	Thurrock					9	9
884	Herefordshire	2				25	27
885	Worcestershire	17				8	25
886	Kent	4	1	52	5		62
887	Medway			7			7
888	Lancashire	5	33	18	6	17	79
889	Blackburn with Danwen	4			4	9	17
890	Blackpool				1	1	2
891	Notts	20	1			2	23
892	Nottingham		5		14	7	26
893	Shropshire	1	3		1	18	23
894	Telford and Wrekin				1	2	3
908	Cornwall	8	14				22
909	Cumbria	19				3	22
916	Gloucestershire	18	9	25	3		55
919	Hertfordshire	35			9		44
921	Isle of Wight	1			1		2
925	Lincolnshire	2	1	26	3	12	32
926	Norfolk	28	2		3		45
928	Northamptonshire	31			7		38
929	Northumberland	16					16
931	Oxfordshire	16	10		18		44
933	Somerset	10	17		7	12	46
935	Suffolk	31	1		9		41
936	Surrey	27	1	7	39	38	112
937	Warwickshire	11	1	29	3	7	51
938	West Sussex	18	5		7	10	40
	total	979	202	444	382	748	2755

Table 32: Candidates with Psychology and a science subject ~ by LEA and school type

LEA	LEA name	comprehensive	fe/tertiary/other	grammar	independent	sixth form college	total
201	City of London						
202	Camden						
203	Greenwich						
204	Hackney						
205	Hammersmith and Fulham						
206	Islington						
207	Kensington and Chelsea					2	2
208	Lambeth						
209	Lewisham				1		1
210	Southwark				1		1
211	Tower Hamlets	1					1
212	Wandsworth						
213	Westminster	6					6
301	Barking and Dagenham	1					1
302	Barnet	3		2	2	3	10
303	Bexley	1		2			3
304	Brent	2			1		3
305	Bromley			8			8
306	Croydon	2					2
307	Ealing	2					2
308	Enfield						
309	Haringey	1					1
310	Harrow				1	7	8
311	Havering	2				2	4
312	Hillingdon	4			2		6
313	Hounslow	3					3
314	Kingston upon Thames	2		5	1		8
315	Merton				1		1
316	Newham	1				1	2
317	Redbridge	9					9
318	Richmond upon Thames						
319	Sutton			6			6
320	Waltham Forest	1		2		1	4
330	Birmingham	2		13	1	1	17
331	Coventry	3			2		5
332	Dudley	1				8	9

LEA	LEA name	comprehensive	fe/tertiary/other	grammar	independent	sixth form college	total
333	Sandwell						
334	Solihull	3			3	8	14
335	Walsall	1					1
336	Wolverhampton				1		1
340	Knowsley						
341	Liverpool						
342	St Helens					6	6
343	Sefton					3	3
344	Wirral			6		2	8
350	Bolton	2					2
351	Bury		3			4	7
352	Manchester	2			7		9
353	Oldham	2				1	3
354	Rochdale	1					1
355	Salford					1	1
356	Stockport				3	4	7
357	Tameside						
358	Trafford			8			8
359	Wigan	1				10	11
370	Barnsley		2				2
371	Doncaster	2					2
372	Rotherham	2				2	4
373	Sheffield	11	1				12
380	Bradford	5			2		7
381	Calderdale	1		3			4
382	Kirklees			2		8	10
383	Leeds	3				4	7
384	Wakefield	1			1	1	3
390	Gateshead	1					1
391	Newcastle upon Tyne	2			5		7
392	North Tyneside						
393	South Tyneside	1					1
394	Sunderland	1					1
800	Bath and North East Somerset	1					1
801	Bristol	1	1		11	3	16
802	North Somerset	5					5
803	South Gloucestershire	1	1				2
805	Hartlepool						

LEA	LEA name	comprehensive	fe/tertiary/other	grammar	independent	sixth form college	total
806	Middlesbrough						
807	Redcar and Cleveland					1	1
808	Stockton-on-Tees	1			2		3
810	Kingston upon Hull				1	1	2
811	East Riding of Yorkshire	2					2
812	North East Lincolnshire					1	1
813	North Lincolnshire					2	2
815	North Yorkshire	14		2		1	17
816	York	1					1
820	Bedfordshire	1					1
821	Luton						
825	Buckinghamshire			11			11
826	Milton Keynes	3					3
830	Derbyshire	7					7
831	Derby					1	1
835	Dorset	1					1
836	Poole			2			2
837	Bournemouth	1		4			5
840	Durham	3					3
841	Darlington					6	6
845	East Sussex					3	3
846	Brighton and Hove					1	1
850	Hampshire	1	5		1	29	36
851	Portsmouth				1	1	2
852	Southampton	1					1
855	Leics	7					7
856	Leicester	2	1			6	9
857	Rutland						
860	Staffordshire	4				1	5
861	Stoke-on-Trent					2	2
865	Wiltshire	7		1	1		9
866	Swindon	1	3				4
867	Bracknell Forest	1					1
868	Windsor and Maidenhead				1		1
869	West Berkshire	1					1
870	Reading						
871	Slough			3			3
872	Wokingham	6					6

LEA	LEA name	comprehensive	fe/tertiary/other	grammar	independent	sixth form college	total
873	Cambridgeshire				5	17	22
874	Peterborough	2					2
875	Cheshire	10	2		3	4	19
876	Halton						
877	Warrington	1				3	4
878	Devon	5	2	4	1		12
879	Plymouth			1			1
880	Torbay			3			3
881	Essex	2	1	7		3	13
882	Southeast on Sea			5			5
883	Thurrock					1	1
884	Herefordshire	1				14	15
885	Worcestershire	4				2	6
886	Kent	1	1	16	1		19
887	Medway			3			3
888	Lancashire	1	7	9	3	10	30
889	Blackburn with Danwen				3	1	4
890	Blackpool						
891	Notts	6				1	7
892	Nottingham		2		4	2	8
893	Shropshire	1				5	6
894	Telford and Wrekin				1		1
908	Cornwall	2	1				3
909	Cumbria	6				1	7
916	Gloucestershire	2	3	6	1		12
919	Hertfordshire	10			3		13
921	Isle of Wight	1					1
925	Lincolnshire	1		9	2	6	12
926	Norfolk	5					11
928	Northamptonshire	7			1		8
929	Northumberland	5					5
931	Oxfordshire	6	1		7		14
933	Somerset	4	5		2	8	19
935	Suffolk	11			1		12
936	Surrey	6		3	12	8	29
937	Warwickshire	1		5	2		8
938	West Sussex	5	3	151	108	1	12
	total	268	45	151	108	225	797

Table 33: Candidates with Psychology and a maths or science subject ~ by LEA and school type

LEA	LEA name	comprehensive	fe/tertiary/other	grammar	independent	sixth form college	total
201	City of London						
202	Camden	1					1
203	Greenwich						
204	Hackney						
205	Hammersmith and Fulham						
206	Islington						
207	Kensington and Chelsea					2	2
208	Lambeth						
209	Lewisham				1		1
210	Southwark				1		1
211	Tower Hamlets	1					1
212	Wandsworth	2					2
213	Westminster	7					7
301	Barking and Dagenham	1					1
302	Barnet	5		3	2	5	15
303	Bexley	1		4			5
304	Brent	3			1		4
305	Bromley	2		8			10
306	Croydon	2					2
307	Ealing	2					2
308	Enfield						
309	Haringey	1					1
310	Harrow				2	7	9
311	Havering	2				3	5
312	Hillingdon	7			2		9
313	Hounslow	3					3
314	Kingston upon Thames	3		11	3		17
315	Merton	1			2		3
316	Newham	4				2	6
317	Redbridge	12					12
318	Richmond upon Thames				2		2
319	Sutton	1		7			8
320	Waltham Forest	1		2		1	4
330	Birmingham	3		14	1	1	19
331	Coventry	4			3		7
332	Dudley	1				14	15

LEA	LEA name	comprehensive	fe/tertiary/other	grammar	independent	sixth form college	total
333	Sandwell						
334	Solihull	4			3	11	18
335	Walsall	2		2			4
336	Wolverhampton	1		1	1		3
340	Knowsley						
341	Liverpool						
342	St Helens					9	9
343	Sefton					5	5
344	Wirral	1		6		2	9
350	Bolton	2					2
351	Bury		3			5	8
352	Manchester	2			10		12
353	Oldham	2				2	4
354	Rochdale	1					1
355	Salford					1	1
356	Stockport				3	6	9
357	Tameside						
358	Trafford			9			9
359	Wigan	1				13	14
370	Barnsley		2				2
371	Doncaster	2					2
372	Rotherham	2				2	4
373	Sheffield	12	1				13
380	Bradford	5			3		8
381	Calderdale	1		4			5
382	Kirklees			2		11	13
383	Leeds	3					
384	Wakefield	1			1	5	8
390	Gateshead	2				3	5
391	Newcastle upon Tyne	2			9		2
392	North Tyneside						11
393	South Tyneside	1					
394	Sunderland	3					1
800	Bath and North East Somerset	2					3
801	Bristol	1	1		17	3	22
802	North Somerset	6					6
803	South Gloucestershire	2	1				3
805	Hartlepool						

LEA	LEA name	comprehensive	fe/tertiary/other	grammar	independent	sixth form college	total
806	Middlesbrough					1	1
807	Redcar and Cleveland					1	1
808	Stockton-on-Tees	1			3	1	5
810	Kingston upon Hull				1	1	2
811	East Riding of Yorkshire	3					3
812	North East Lincolnshire					2	2
813	North Lincolnshire					2	2
815	North Yorkshire	18		2		1	21
816	York	1					1
820	Bedfordshire	4			1		5
821	Luton						
825	Buckinghamshire	1		16			17
826	Milton Keynes	4					4
830	Derbyshire	9					9
831	Derby					1	1
835	Dorset	3					3
836	Poole			5			5
837	Bournemouth	1		5			6
840	Durham	4					4
841	Darlington					7	7
845	East Sussex	1	1		1	3	6
846	Brighton and Hove				2	3	5
850	Hampshire	3	5		1	39	48
851	Portsmouth				1	1	2
852	Southampton	1					1
855	Leics	12					12
856	Leicester	2	1			6	9
857	Rutland						
860	Staffordshire	4	1			1	6
861	Stoke-on-Trent					2	2
865	Wiltshire	10		1	1		12
866	Swindon	1	3				4
867	Bracknell Forest	1			1		2
868	Windsor and Maidenhead				1		1
869	West Berkshire	1					1
870	Reading						
871	Slough			3			3
872	Wokingham	6					6

LEA	LEA name	comprehensive	fe/tertiary/other	grammar	independent	sixth form college	total
873	Cambridgeshire				8	21	29
874	Peterborough	3					3
875	Cheshire	11	2		3	6	22
876	Halton						
877	Warrington	1				3	4
878	Devon	6	3	4	2		15
879	Plymouth			1			1
880	Torbay			5			5
881	Essex	5	1	7		4	17
882	Southeast on Sea			9			9
883	Thurrock					2	2
884	Herefordshire	1				15	16
885	Worcestershire	5				3	8
886	Kent	1	1	19	2		23
887	Medway			4			4
888	Lancashire	2	11	9	3	10	35
889	Blackburn with Danwen				3	1	4
890	Blackpool						
891	Notts	9				2	11
892	Nottingham		2		7	3	12
893	Shropshire	1				7	8
894	Telford and Wrekin				1		1
908	Cornwall	3	5				8
909	Cumbria	8				1	9
916	Gloucestershire	2	3	9	2		16
919	Hertfordshire	12			3		15
921	Isle of Wight	1			1		2
925	Lincolnshire	1		11	2		14
926	Norfolk	9				7	16
928	Northamptonshire	11			2		13
929	Northumberland	7					7
931	Oxfordshire	6	1		10		17
933	Somerset	4	7		5	9	25
935	Suffolk	18			1		19
936	Surrey	8		3	14	14	39
937	Warwickshire	3	1	9	2		17
938	West Sussex	9	3	195	3		18
	total	369	59	195	154	298	1075

Appendix: Geographical locations of the LEAs in England.

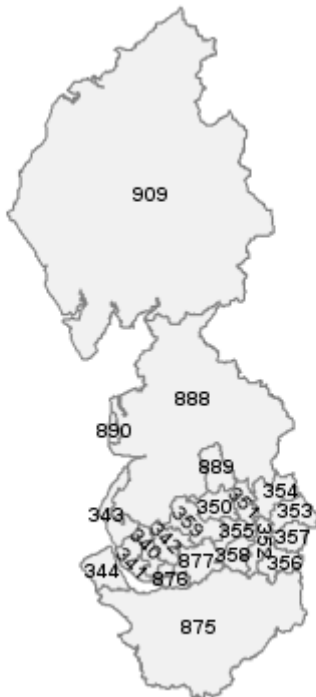
These maps are taken from the DCSF website below and show the Government Office Regions to which each LEA belongs:

<http://www.dcsf.gov.uk/rsgateway/leas.shtml/>

England

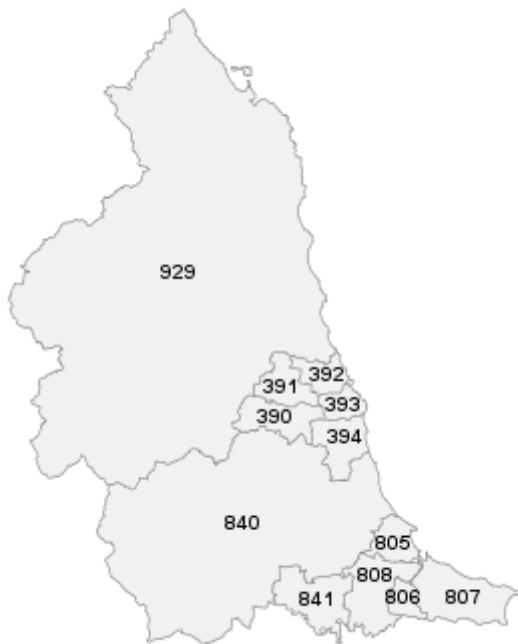


North West



- 889 - Blackburn with Darwen
- 890 - Blackpool
- 350 - Bolton
- 351 - Bury
- 909 - Cumbria
- 875 - Cheshire
- 876 - Halton
- 340 - Knowsley
- 888 - Lancashire
- 341 - Liverpool
- 352 - Manchester
- 353 - Oldham
- 354 - Rochdale
- 355 - Salford
- 343 - Sefton
- 342 - St Helens
- 356 - Stockport
- 357 - Tameside
- 358 - Trafford
- 877 - Warrington
- 359 - Wigan
- 344 - Wirral

North East



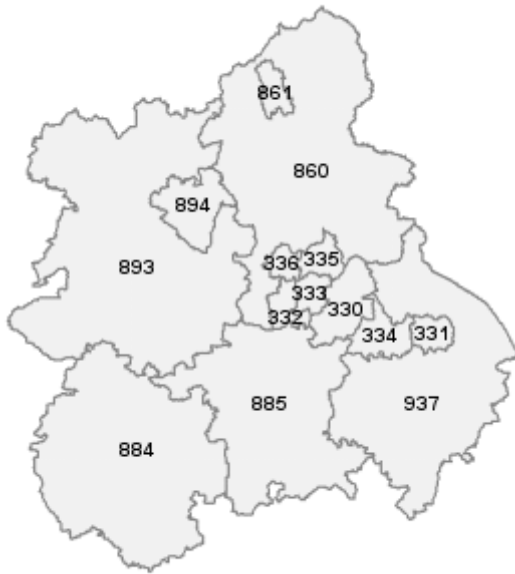
- 841 - Darlington
- 840 - Durham
- 805 - Hartlepool
- 390 - Gateshead
- 806 - Middlesbrough
- 391 - Newcastle upon Tyne
- 392 - North Tyneside
- 929 - Northumberland
- 807 - Redcar and Cleveland
- 393 - South Tyneside
- 808 - Stockton-on-Tees
- 394 - Sunderland

Yorkshire & The Humber



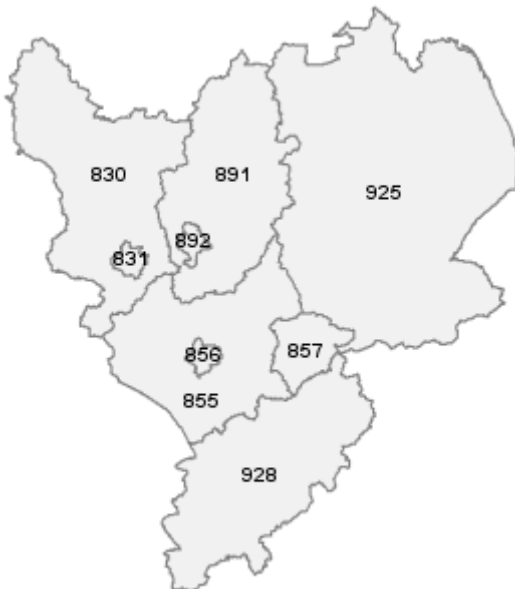
- 370 - Barnsley
- 380 - Bradford
- 381 - Calderdale
- 371 - Doncaster
- 811 - East Riding of Yorkshire
- 810 - Kingston Upon Hull, City of
- 382 - Kirklees
- 383 - Leeds
- 812 - North East Lincolnshire
- 813 - North Lincolnshire
- 815 - North Yorkshire
- 372 - Rotherham
- 373 - Sheffield
- 384 - Wakefield
- 816 - York, City of

West Midlands



- 330 - Birmingham
- 331 - Coventry
- 332 - Dudley
- 884 - Herefordshire
- 333 - Sandwell
- 893 - Shropshire
- 334 - Solihull
- 860 - Staffordshire
- 861 - Stoke-on-Trent
- 894 - Telford and Wrekin
- 335 - Walsall
- 937 - Warwickshire
- 336 - Wolverhampton
- 885 - Worcestershire

East Midlands



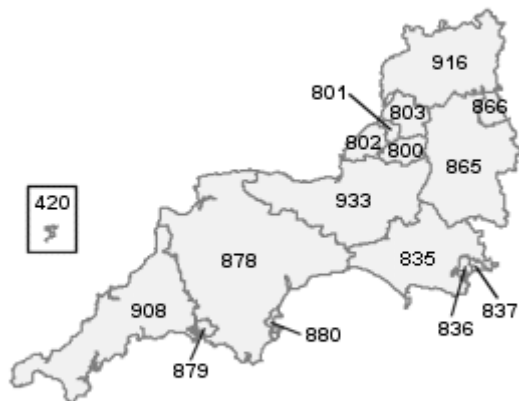
- 831 - Derby
- 830 - Derbyshire
- 856 - Leicester
- 855 - Leicestershire
- 925 - Lincolnshire
- 928 - Northamptonshire
- 892 - Nottingham
- 891 - Nottinghamshire
- 857 - Rutland

East of England



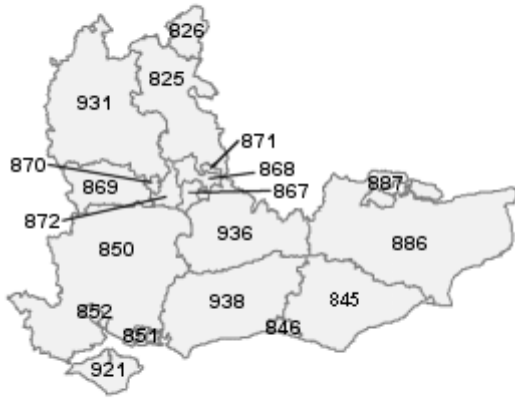
- 820 - Bedfordshire
- 873 - Cambridgeshire
- 881 - Essex
- 919 - Hertfordshire
- 821 - Luton
- 926 - Norfolk
- 874 - Peterborough
- 882 - Southend-on-Sea
- 935 - Suffolk
- 883 - Thurrock

South West



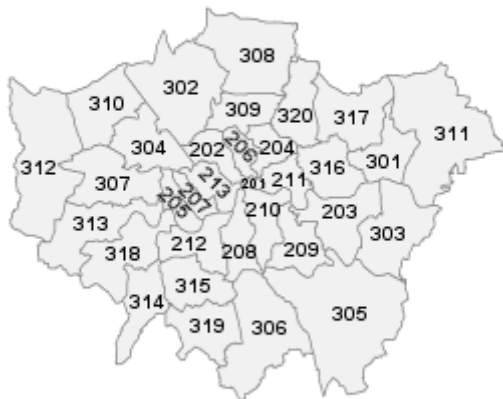
- 800 - Bath and North East Somerset
- 837 - Bournemouth
- 801 - Bristol, City of
- 908 - Cornwall
- 878 - Devon
- 835 - Dorset
- 916 - Gloucestershire
- 420 - Isles of Scilly
- 879 - Plymouth
- 836 - Poole
- 802 - North Somerset
- 933 - Somerset
- 803 - South Gloucestershire
- 866 - Swindon
- 880 - Torbay
- 865 - Wiltshire

South East



- 867 - Bracknell Forest
- 846 - Brighton and Hove
- 825 - Buckinghamshire
- 845 - East Sussex
- 850 - Hampshire
- 921 - Isle of Wight
- 886 - Kent
- 887 - Medway
- 826 - Milton Keynes
- 931 - Oxfordshire
- 851 - Portsmouth
- 870 - Reading
- 871 - Slough
- 852 - Southampton
- 936 - Surrey
- 869 - West Berkshire
- 938 - West Sussex
- 868 - Windsor and Maidenhead
- 872 - Wokingham

London



- 301 - Barking and Dagenham
- 302 - Barnet
- 303 - Bexley
- 304 - Brent

- 305 - Bromley
- 201 - City of London
- 202 - Camden
- 306 - Croydon
- 307 - Ealing
- 308 - Enfield
- 203 - Greenwich
- 204 - Hackney
- 205 - Hammersmith and Fulham
- 309 - Haringey
- 310 - Harrow
- 311 - Havering
- 312 - Hillingdon
- 313 - Hounslow
- 206 - Islington
- 207 - Kensington and Chelsea
- 314 - Kingston upon Thames
- 208 - Lambeth
- 209 - Lewisham
- 315 - Merton
- 316 - Newham
- 317 - Redbridge
- 318 - Richmond upon Thames
- 210 - Southwark
- 319 - Sutton
- 211 - Tower Hamlets
- 320 - Waltham Forest
- 212 - Wandsworth
- 213 - Westminster

